

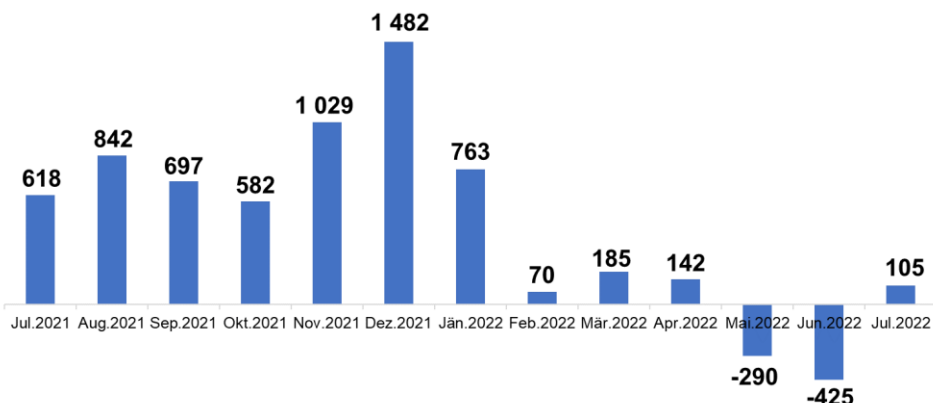
Fondsvolumen UCITS in Mrd. Euro

	Jul.2022	Dez.2021	%Δ
Aktienfonds	24,83	27,24	-8,8%
Rentenfonds	33,39	37,79	-11,7%
Gemischte Fonds	38,51	40,81	-5,6%
Sonstige Fonds	0,22	0,21	5,5%
Gesamt	96,94	106,05	-8,6%

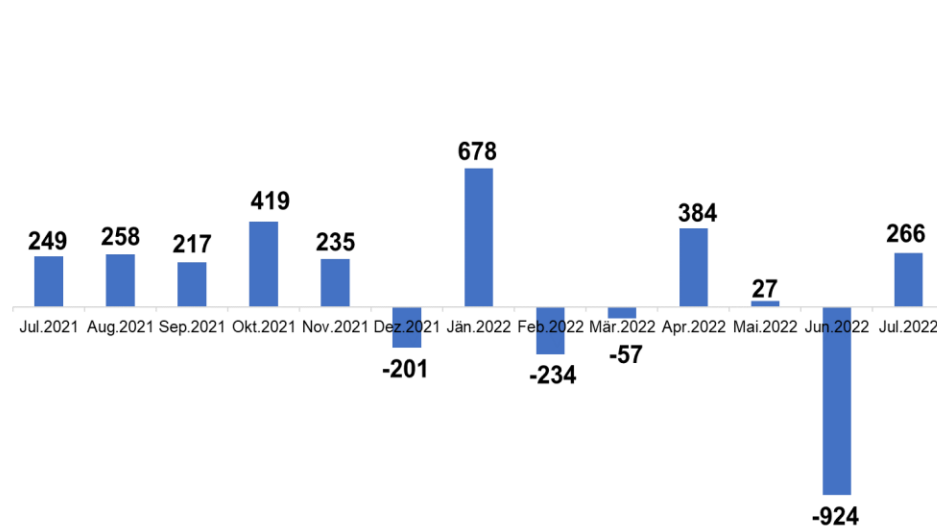
Fondsvolumen AIF in Mrd. Euro

	Jul.2022	Dez.2021	%Δ
Aktienfonds	13,78	16,88	-18,4%
Rentenfonds	28,08	30,72	-8,6%
Gemischte Fonds	60,30	65,07	-7,3%
Immobilienfonds	11,13	10,74	3,6%
Sonstige Fonds	0,14	0,13	7,1%
Gesamt	113,43	123,54	-8,2%

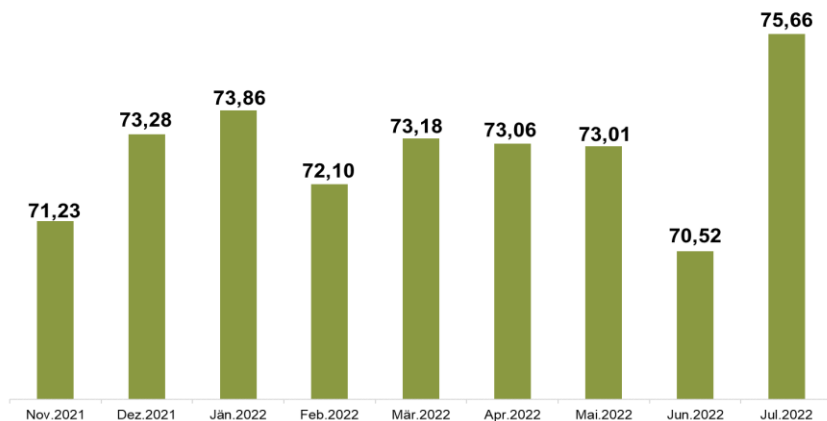
Nettomittelveränderung von UCITS Fonds
in Mio. Euro



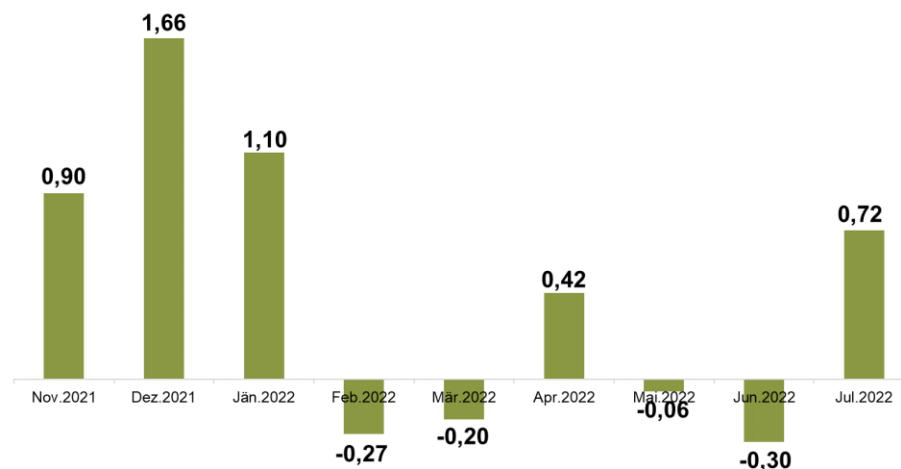
Nettomittelveränderung von AIF Fonds
in Mio. Euro



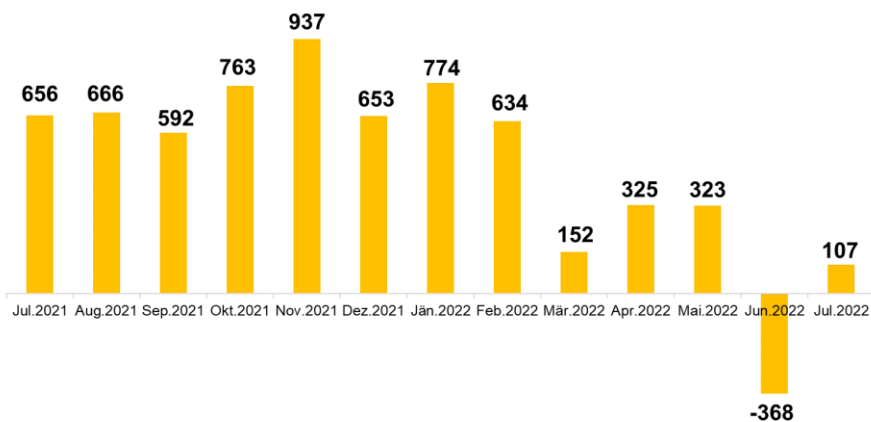
VOLUMEN SFDR ART 8/ART9 Fonds
in Mrd. Euro



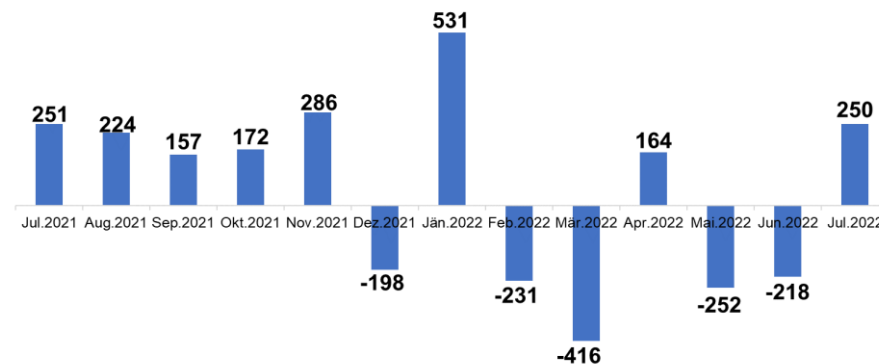
NETTOMITTELVERÄNDERUNG SFDR ART8/ ART 9 Fonds
in Mrd. Euro



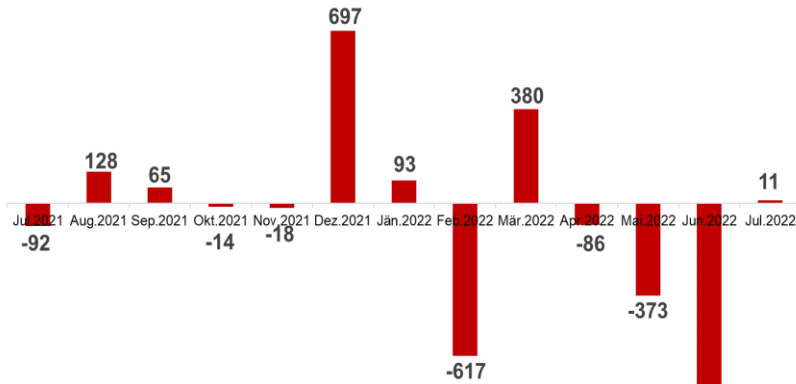
NETTOMITTELVERÄNDERUNG GEMISCHTE FONDS
in Mio. Euro



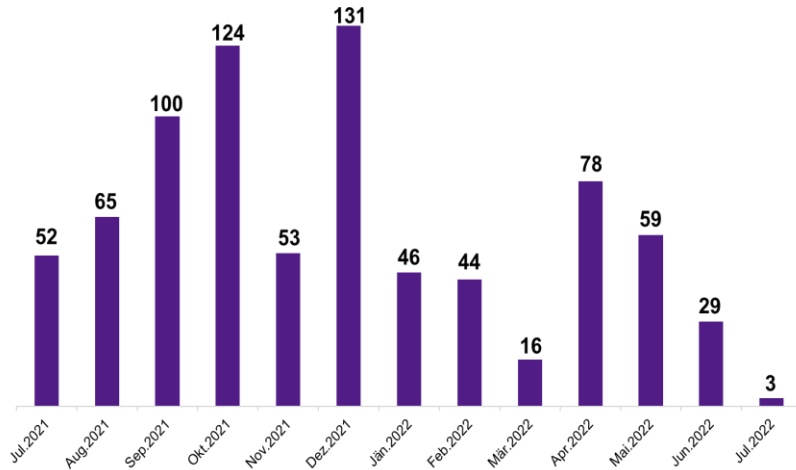
NETTOMITTELVERÄNDERUNG AKTIEN FONDS
in Mio. Euro



NETTOMITTELVERÄNDERUNG RENTEN FONDS
in Mio. Euro



NETTOMITTELVERÄNDERUNG IMMOFONDS
in Mio. Euro



1-Monats Performance in %

