

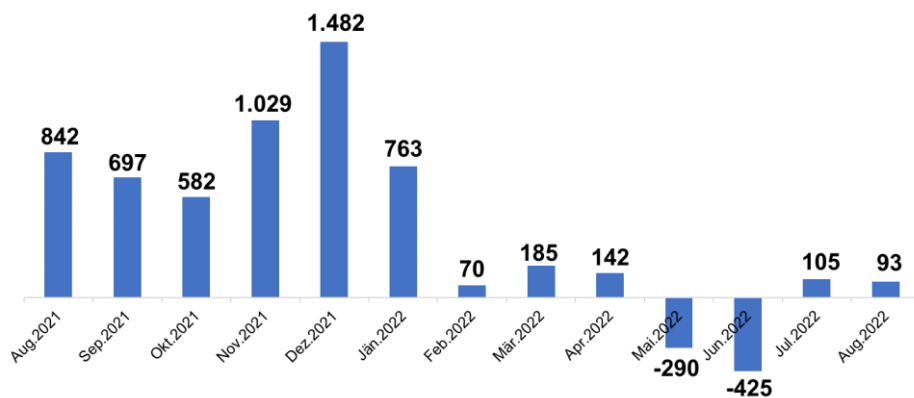
Fondsvolumen UCITS in Mrd. Euro

	Aug.2022	Dez.2021	%Δ
Aktiefonds	24,50	27,24	-10,0%
Rentenfonds	32,82	37,79	-13,2%
Gemischte Fonds	37,89	40,81	-7,2%
Sonstige Fonds	0,22	0,21	4,9%
Gesamt	95,42	106,05	-10,0%

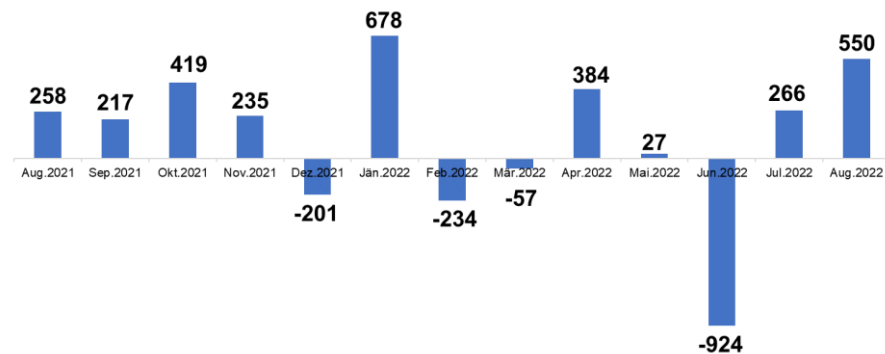
Fondsvolumen AIF in Mrd. Euro

	Aug.2022	Dez.2021	%Δ
Aktiefonds	13,78	16,88	-18,4%
Rentenfonds	27,95	30,72	-9,0%
Gemischte Fonds	59,65	65,07	-8,3%
Immobilienfonds	11,13	10,74	3,6%
Sonstige Fonds	0,14	0,13	5,2%
Gesamt	112,64	123,54	-8,8%

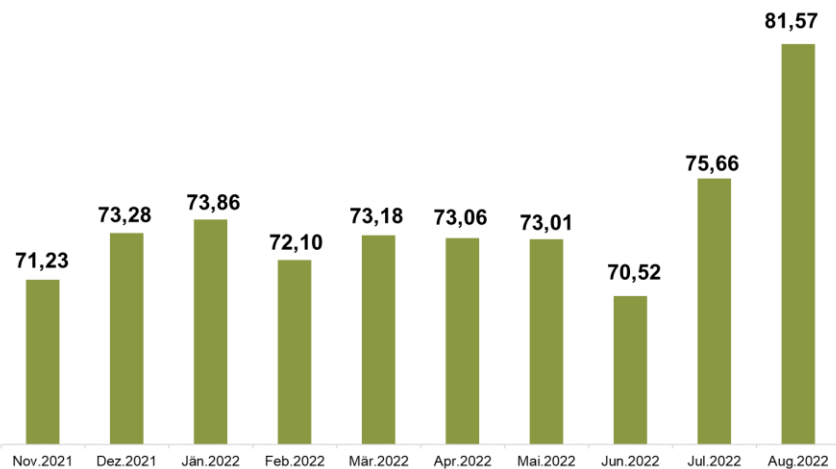
Nettomittelveränderung von UCITS Fonds
in Mio. Euro



Nettomittelveränderung von AIF Fonds
in Mio. Euro



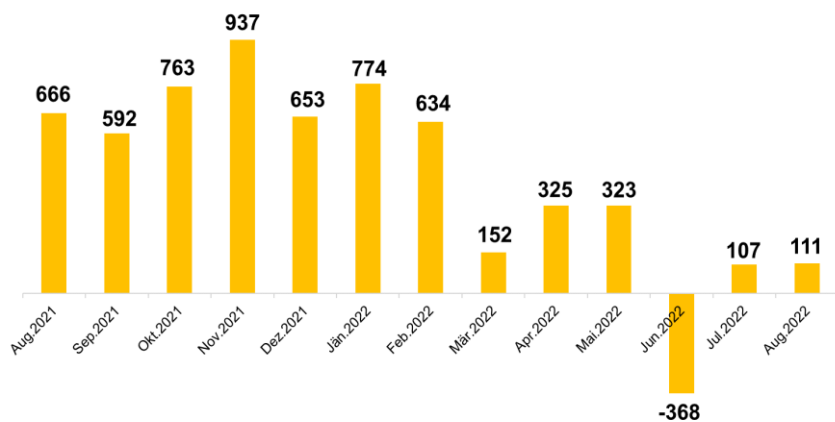
VOLUMEN SFDR ART 8/ART9 Fonds
in Mrd. Euro



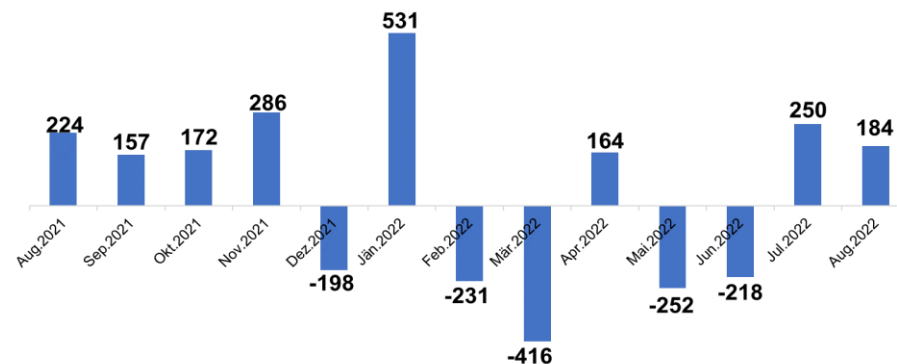
NETTOMITTELVERÄNDERUNG SFDR ART8/ ART 9 Fonds
in Mrd. Euro



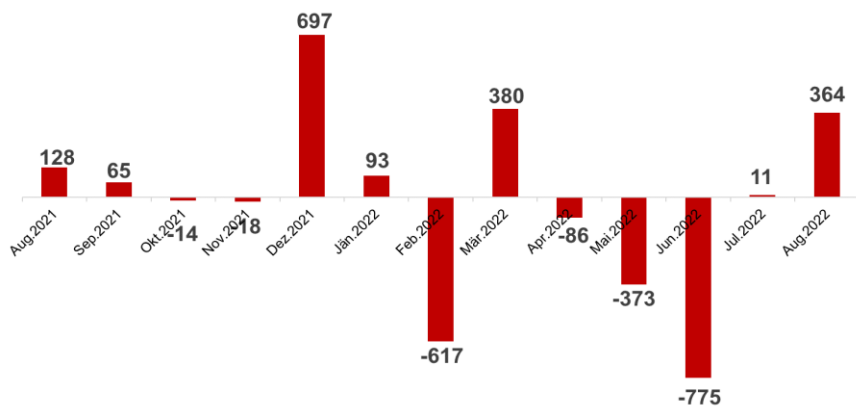
NETTOMITTELVERÄNDERUNG GEMISCHTE FONDS
in Mio. Euro



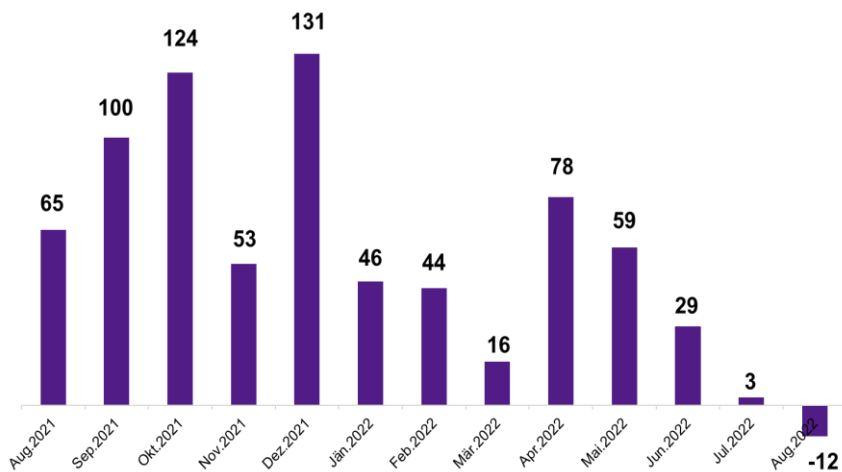
NETTOMITTELVERÄNDERUNG AKTIEN FONDS
in Mio. Euro



NETTOMITTELVERÄNDERUNG RENTEN FONDS
in Mio. Euro



NETTOMITTELVERÄNDERUNG IMMOFONDS
in Mio. Euro



1-Monats Performance in %

