

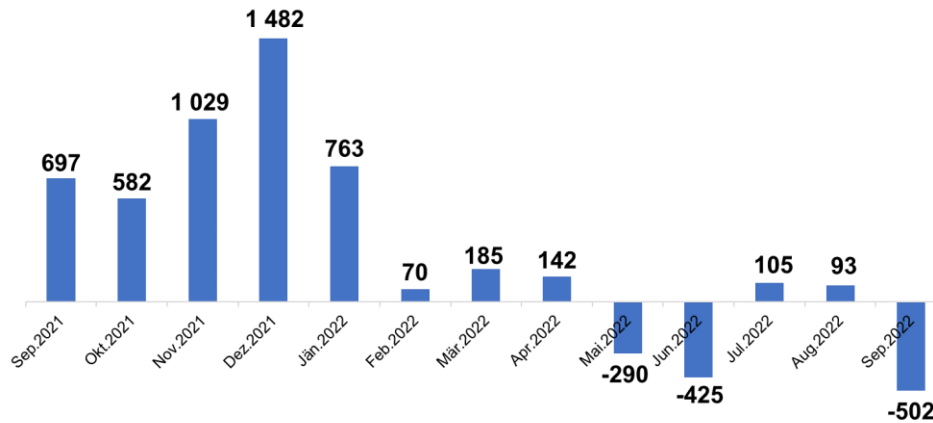
## Fondsvolumen UCITS in Mrd. Euro

	Sep.2022	Dez.2021	%Δ
Aktienfonds	22,59	27,24	-17,1%
Rentenfonds	31,31	37,79	-17,2%
Gemischte Fonds	35,83	40,81	-12,2%
Sonstige Fonds	0,21	0,21	-0,5%
<b>Gesamt</b>	<b>89,93</b>	<b>106,05</b>	<b>-15,2%</b>

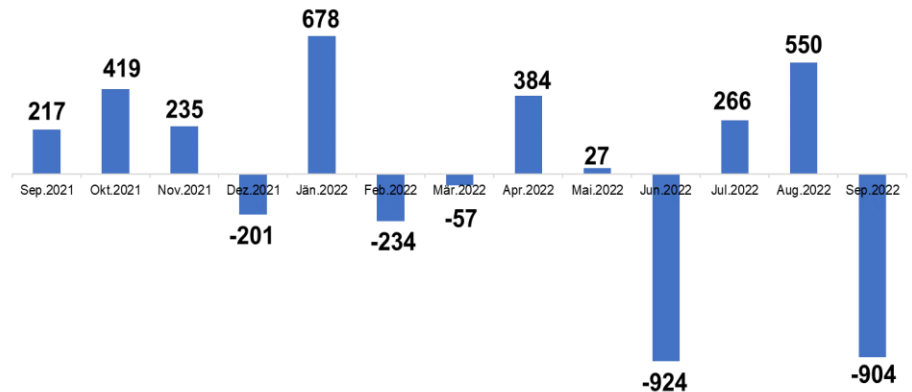
## Fondsvolumen AIF in Mrd. Euro

	Sep.2022	Dez.2021	%Δ
Aktienfonds	12,49	16,88	-26,0%
Rentenfonds	26,72	30,72	-13,0%
Gemischte Fonds	57,00	65,07	-12,4%
Immobilienfonds	11,13	10,74	3,6%
Sonstige Fonds	0,14	0,13	6,4%
<b>Gesamt</b>	<b>107,50</b>	<b>123,54</b>	<b>-13,0%</b>

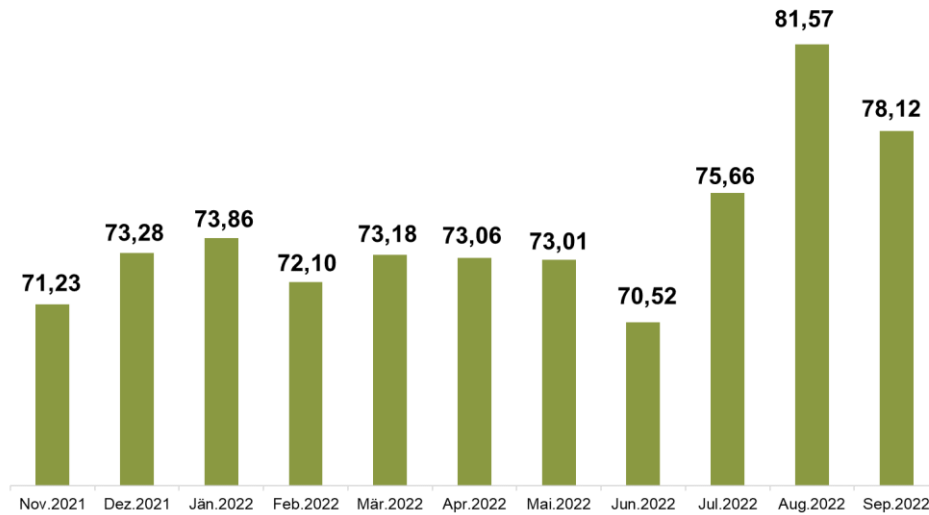
Nettomittelveränderung von UCITS Fonds  
in Mio. Euro



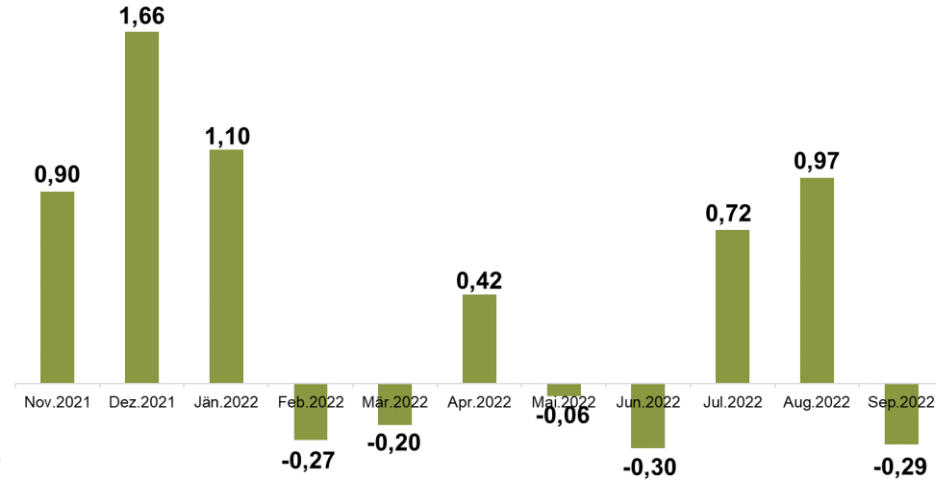
Nettomittelveränderung von AIF Fonds  
in Mio. Euro



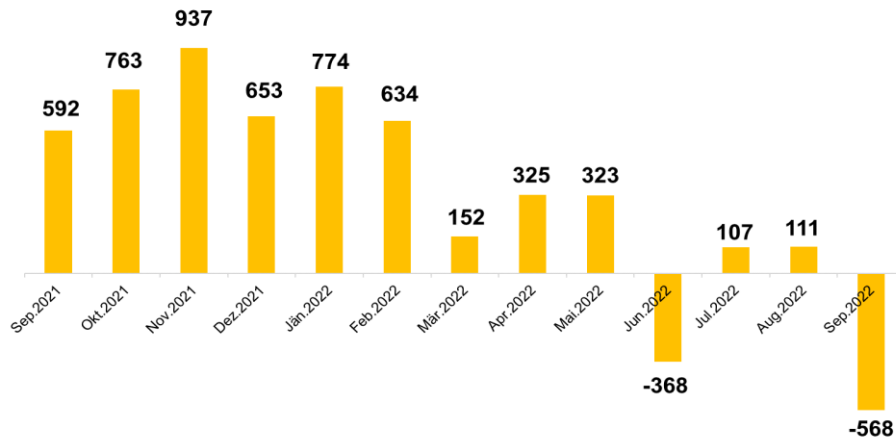
**VOLUMEN SFDR ART 8/ART9 Fonds  
in Mrd. Euro**



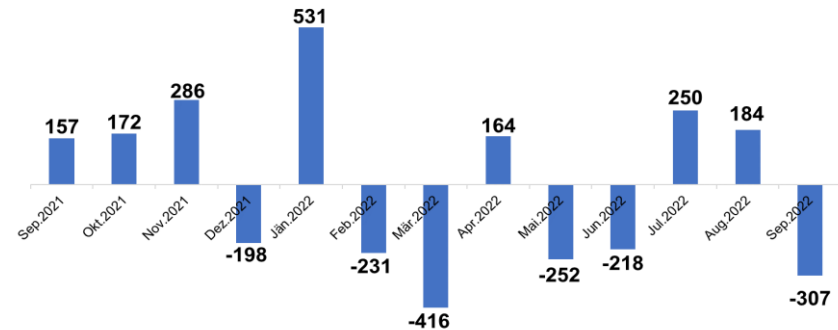
**NETTOMITTELVERÄNDERUNG SFDR ART8/ ART 9 Fonds  
in Mrd. Euro**



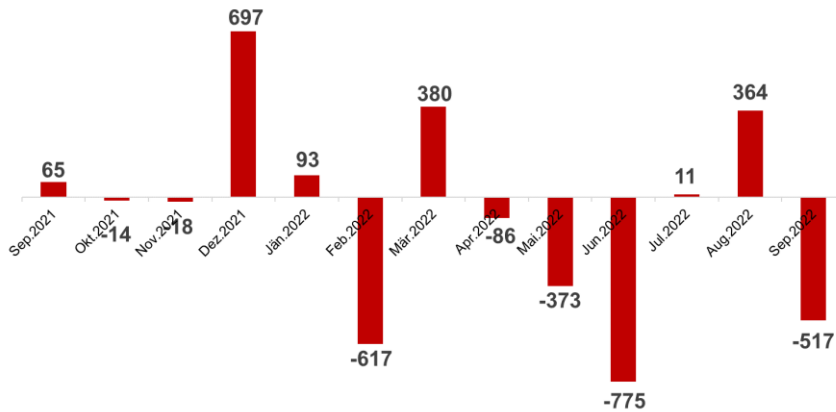
**NETTOMITTELVERÄNDERUNG GEMISCHTE FONDS  
in Mio. Euro**



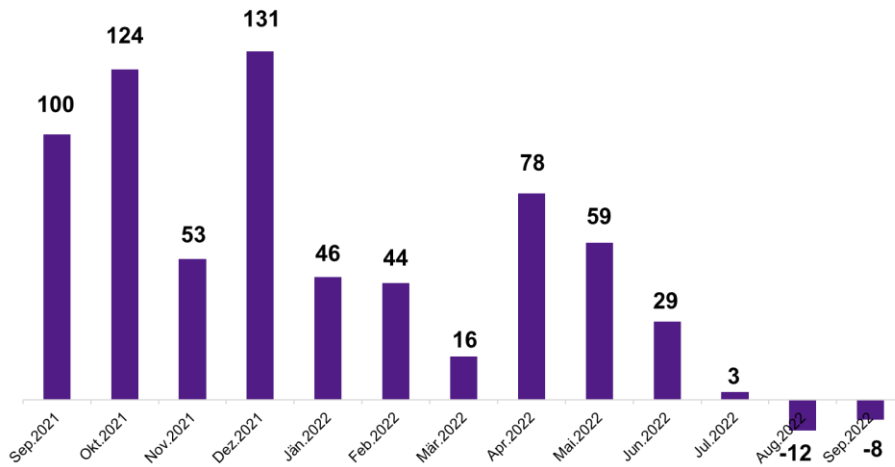
**NETTOMITTELVERÄNDERUNG AKTIEN FONDS  
in Mio. Euro**



**NETTOMITTELVERÄNDERUNG RENTEN FONDS**  
in Mio. Euro



**NETTOMITTELVERÄNDERUNG IMMOFONDS**  
in Mio. Euro



**1-Monats Performance in %**

