

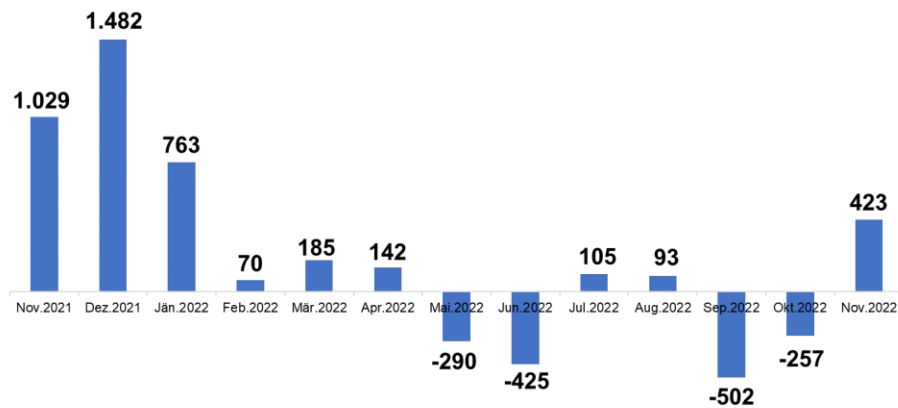
**Fondsvolumen UCITS in Mrd. Euro**

	Nov.2022	Dez.2021	%Δ
Aktienfonds	24,84	27,24	-8,8%
Rentenfonds	31,54	37,79	-16,5%
Gemischte Fonds	37,00	40,81	-9,3%
Sonstige Fonds	0,19	0,21	-5,9%
<b>Gesamt</b>	<b>93,58</b>	<b>106,05</b>	<b>-11,8%</b>

**Fondsvolumen AIF in Mrd. Euro**

	Nov.2022	Dez.2021	%Δ
Aktienfonds	12,95	16,88	-23,3%
Rentenfonds	27,32	30,72	-11,1%
Gemischte Fonds	58,49	65,07	-10,1%
Immobilienfonds	11,08	10,74	3,1%
Sonstige Fonds	0,15	0,13	13,9%
<b>Gesamt</b>	<b>109,99</b>	<b>123,54</b>	<b>-11,0%</b>

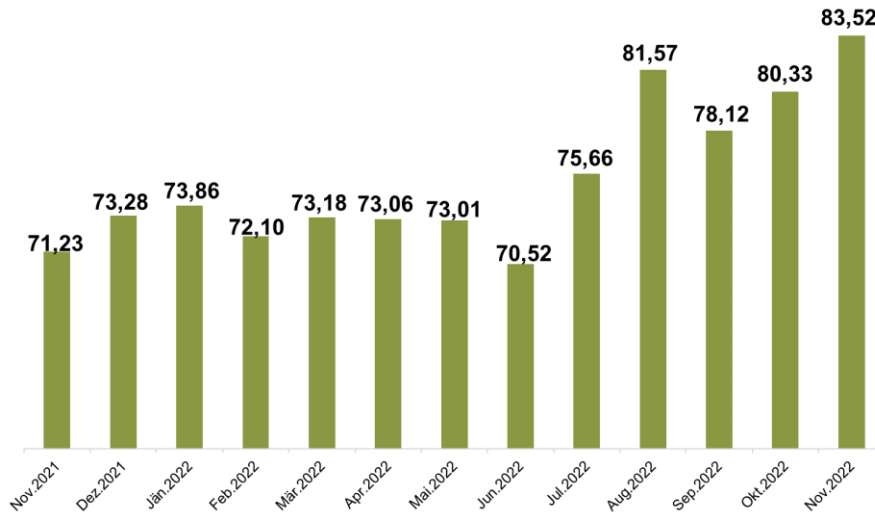
Nettomittelveränderung von UCITS Fonds  
in Mio. Euro



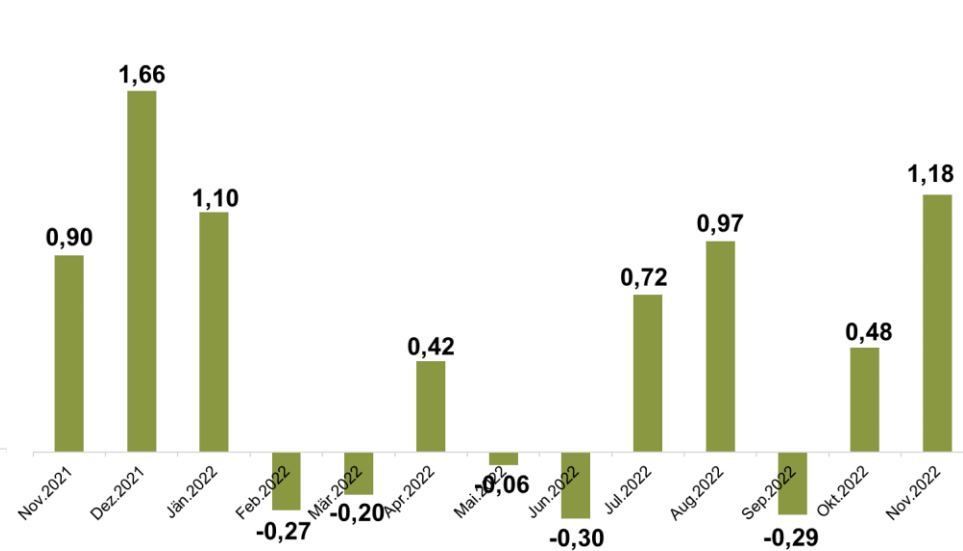
Nettomittelveränderung von AIF Fonds  
in Mio. Euro



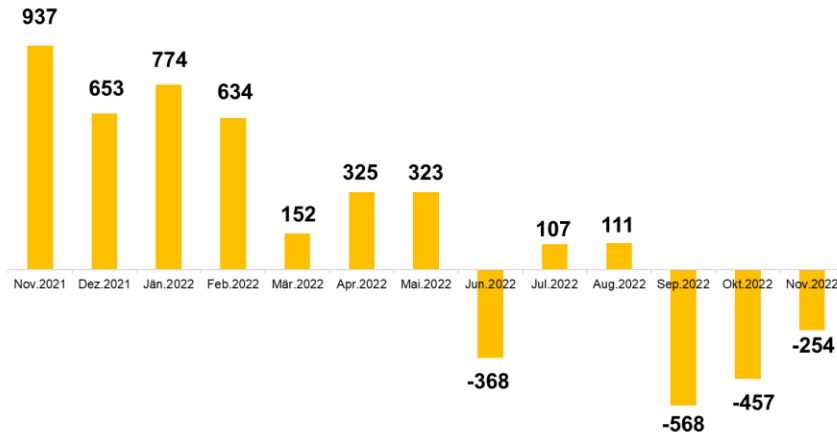
**VOLUMEN SFDR ART 8/ART9 Fonds**  
in Mrd. Euro



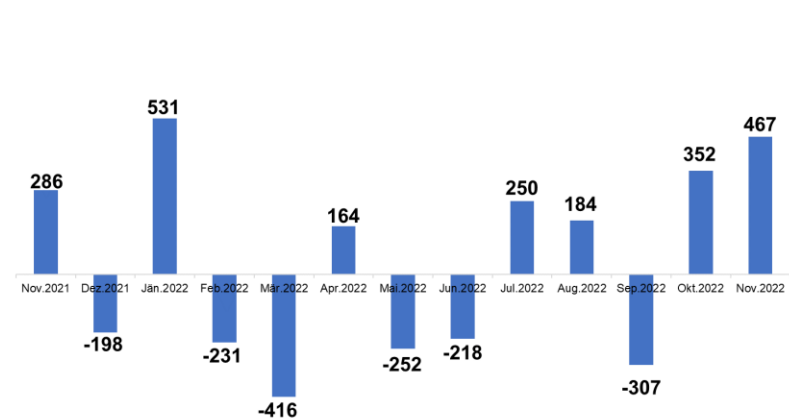
**NETTOMITTELVERÄNDERUNG SFDR ART8/ ART 9 Fonds**  
in Mrd. Euro



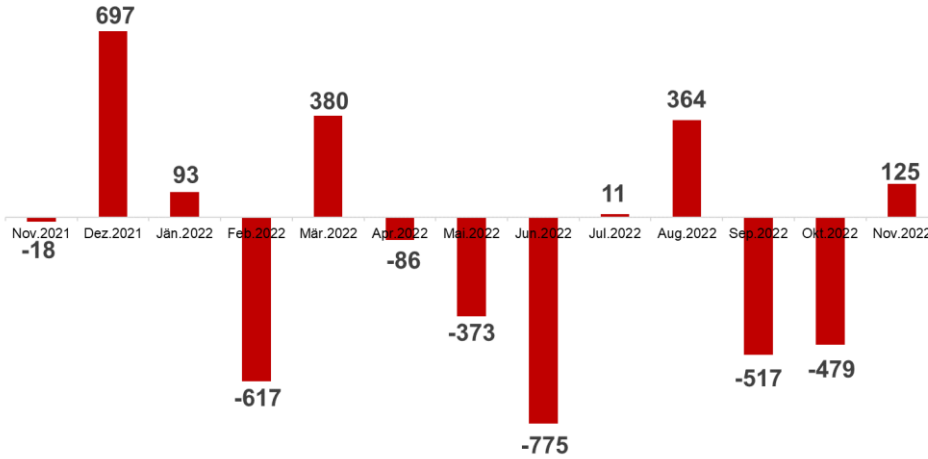
**NETTOMITTELVERÄNDERUNG GEMISCHTE FONDS**  
in Mio. Euro



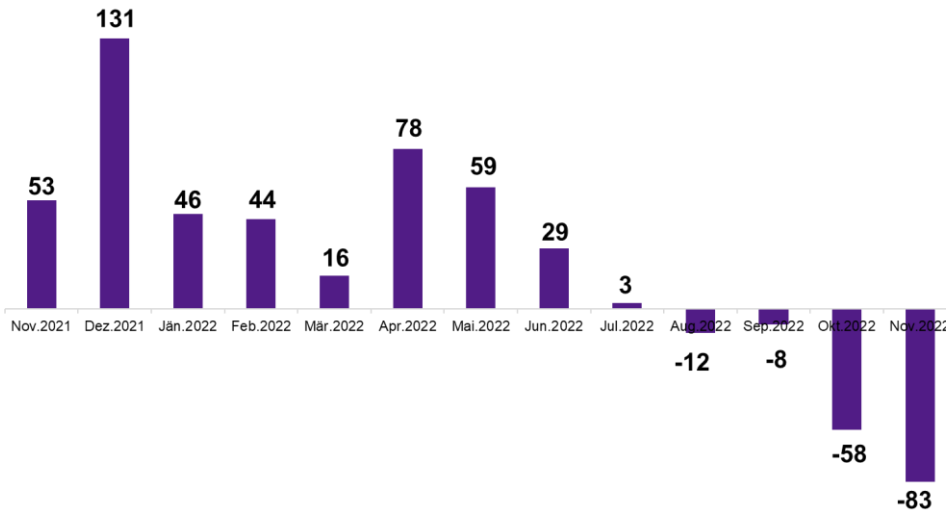
**NETTOMITTELVERÄNDERUNG AKTIEN FONDS**  
in Mio. Euro



**NETTOMITTELVERÄNDERUNG RENTEN FONDS**  
in Mio. Euro



**NETTOMITTELVERÄNDERUNG IMMOFONDS**  
in Mio. Euro



**1-Monats Performance in %**

