

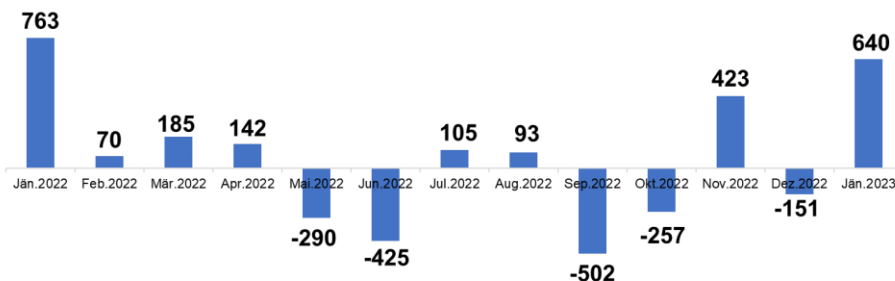
## Fondsvolumen UCITS in Mrd. Euro

	Jän.2023	Dez.2022	%Δ
Aktiefonds	25,30	23,90	5,8%
Rentenfonds	31,26	30,61	2,1%
Gemischte Fonds	37,12	36,05	3,0%
Sonstige Fonds	0,20	0,20	1,9%
<b>Gesamt</b>	<b>93,88</b>	<b>90,76</b>	<b>3,4%</b>

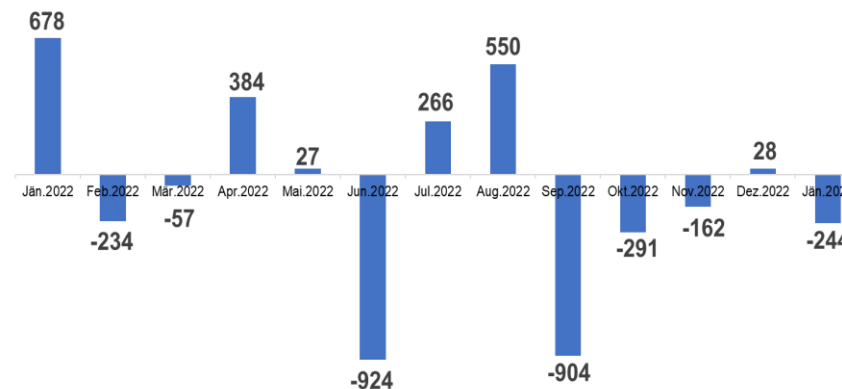
## Fondsvolumen AIF in Mrd. Euro

	Jän.2023	Dez.2022	%Δ
Aktiefonds	13,49	12,53	7,6%
Rentenfonds	27,91	27,11	3,0%
Gemischte Fonds	57,76	57,15	1,1%
Immobilienfonds	10,94	11,01	-0,6%
Sonstige Fonds	0,15	0,15	0,2%
<b>Gesamt</b>	<b>110,25</b>	<b>107,95</b>	<b>2,1%</b>

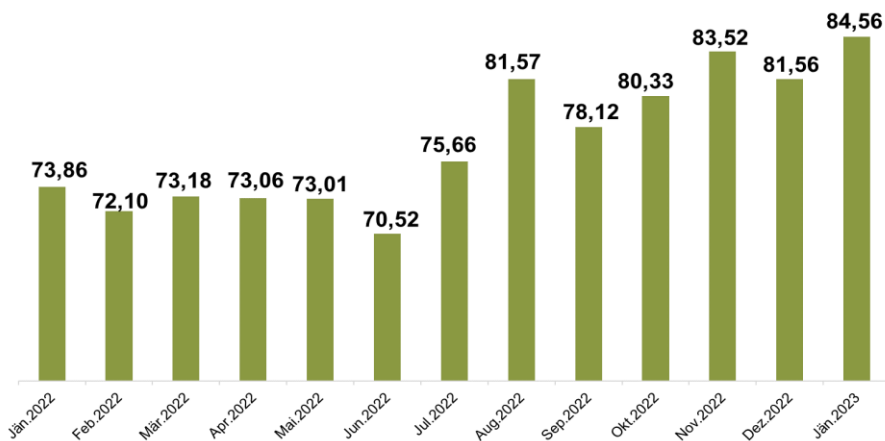
Nettomittelveränderung von UCITS Fonds  
in Mio. Euro



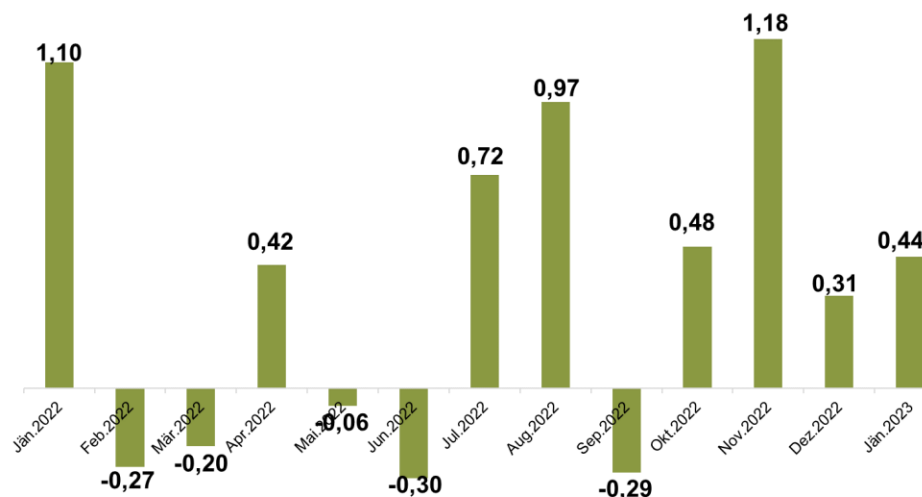
Nettomittelveränderung von AIF Fonds  
in Mio. Euro



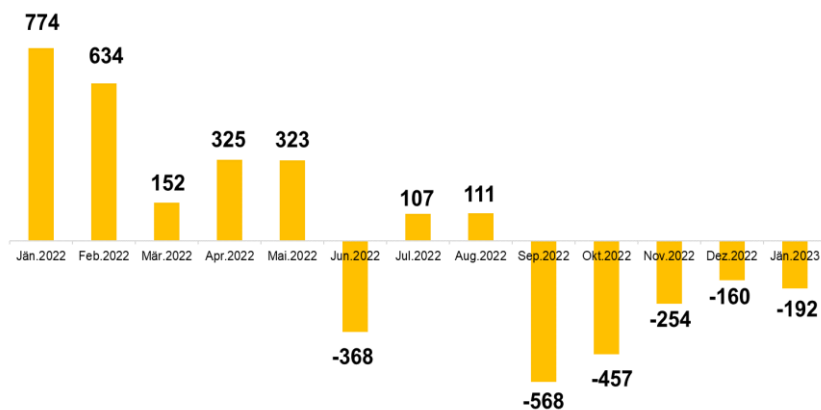
**VOLUMEN SFDR ART 8/ART9 Fonds**  
in Mrd. Euro



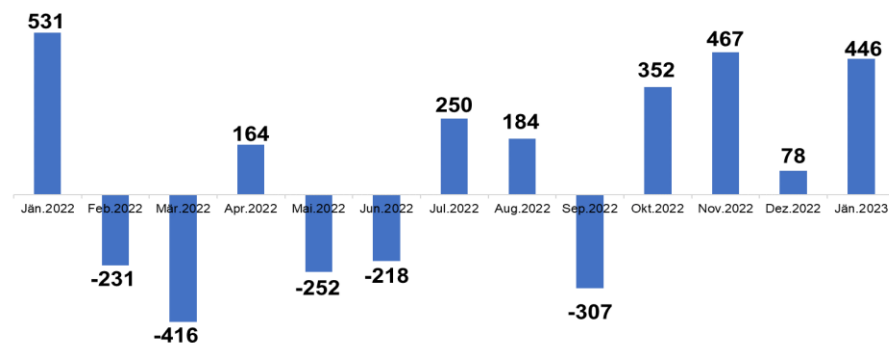
**NETTOMITTELVERÄNDERUNG SFDR ART8/ ART 9 Fonds**  
in Mrd. Euro



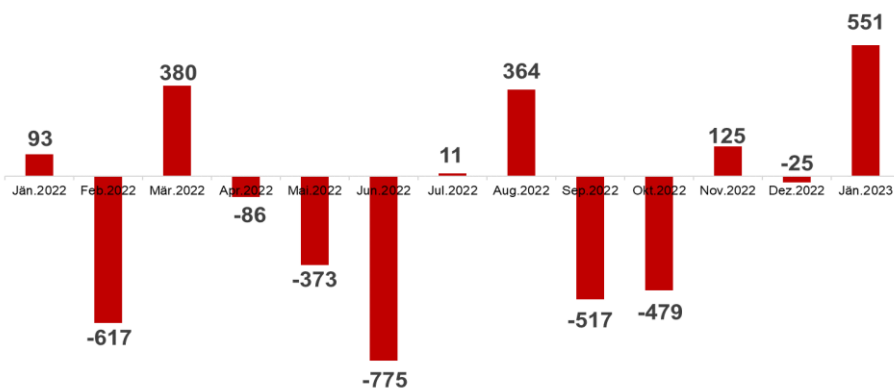
**NETTOMITTELVERÄNDERUNG GEMISCHTE FONDS**  
in Mio. Euro



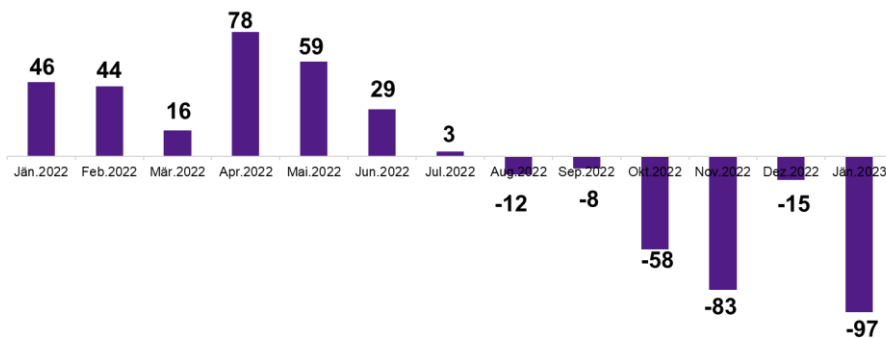
**NETTOMITTELVERÄNDERUNG AKTIEN FONDS**  
in Mio. Euro



## NETTOMITTELVERÄNDERUNG RENTEN FONDS in Mio. Euro



## NETTOMITTELVERÄNDERUNG IMMOFONDS in Mio. Euro



## 1-Monats Performance in %

