

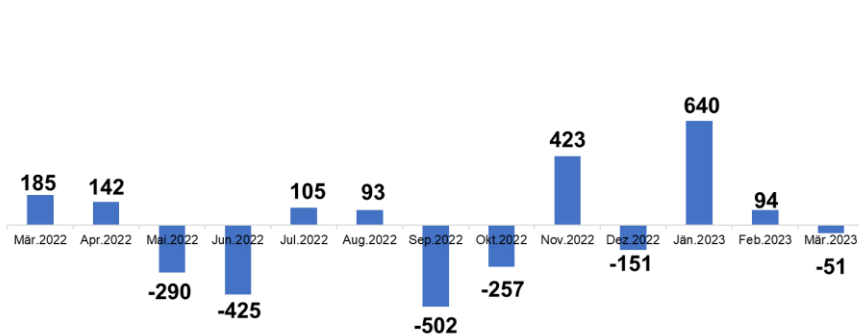
## Fondsvolumen UCITS in Mrd. Euro

	Mär.2023	Dez.2022	%Δ
Aktienfonds	25,00	23,90	4,6%
Rentenfonds	31,24	30,61	2,1%
Gemischte Fonds	36,60	36,05	1,5%
Sonstige Fonds	0,19	0,20	-1,0%
<b>Gesamt</b>	<b>93,04</b>	<b>90,76</b>	<b>2,5%</b>

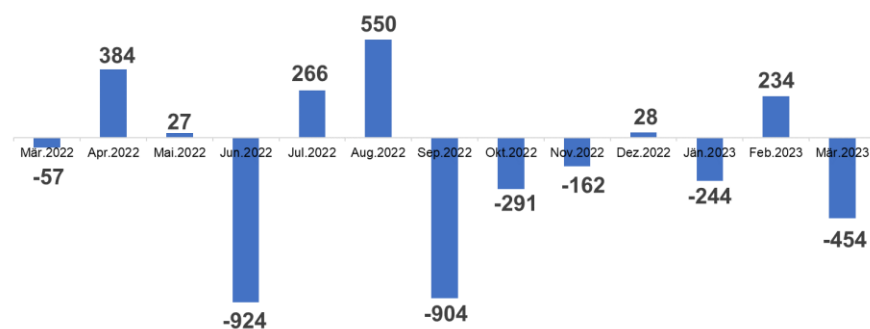
## Fondsvolumen AIF in Mrd. Euro

	Mär.2023	Dez.2022	%Δ
Aktienfonds	13,06	12,53	4,2%
Rentenfonds	27,89	27,11	2,9%
Gemischte Fonds	57,26	57,15	0,2%
Immobilienfonds	10,67	11,01	-3,1%
Sonstige Fonds	0,15	0,15	-1,2%
<b>Gesamt</b>	<b>109,03</b>	<b>107,95</b>	<b>1,0%</b>

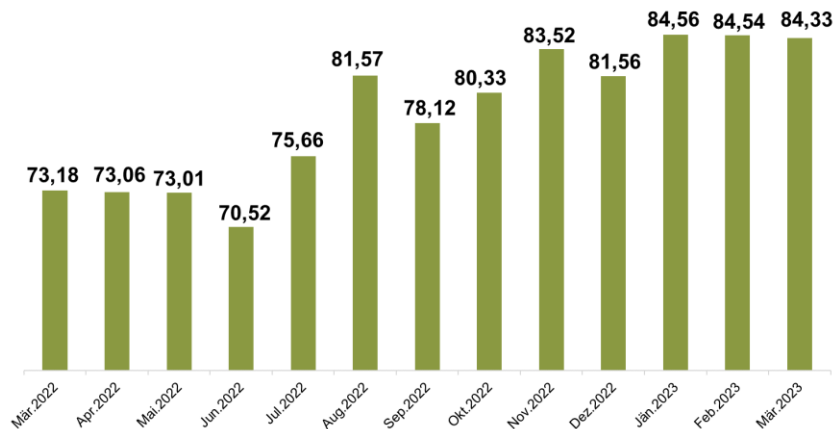
Nettomittelveränderung von UCITS Fonds  
in Mio. Euro



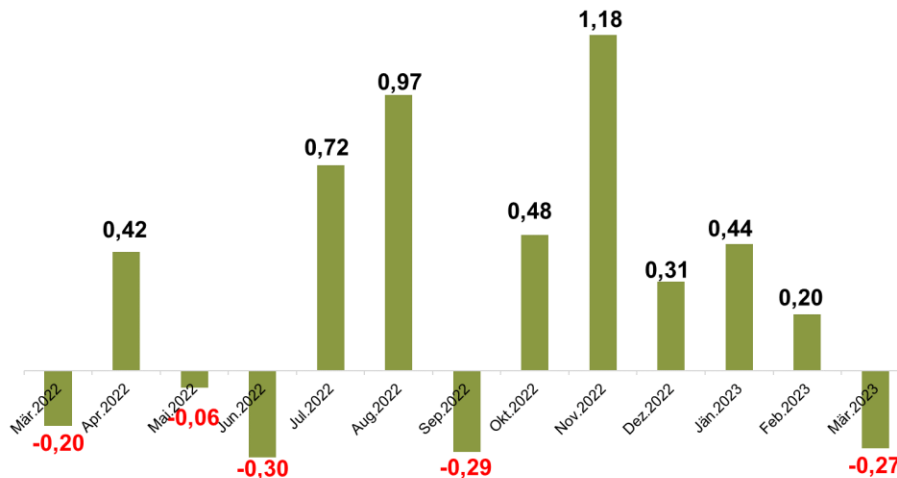
Nettomittelveränderung von AIF Fonds  
in Mio. Euro



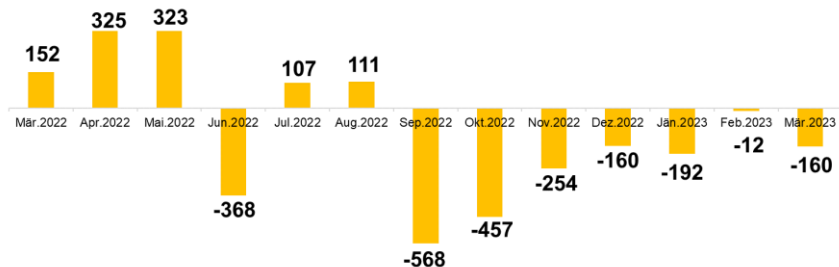
**VOLUMEN SFDR ART 8/ART9 Fonds**  
in Mrd. Euro



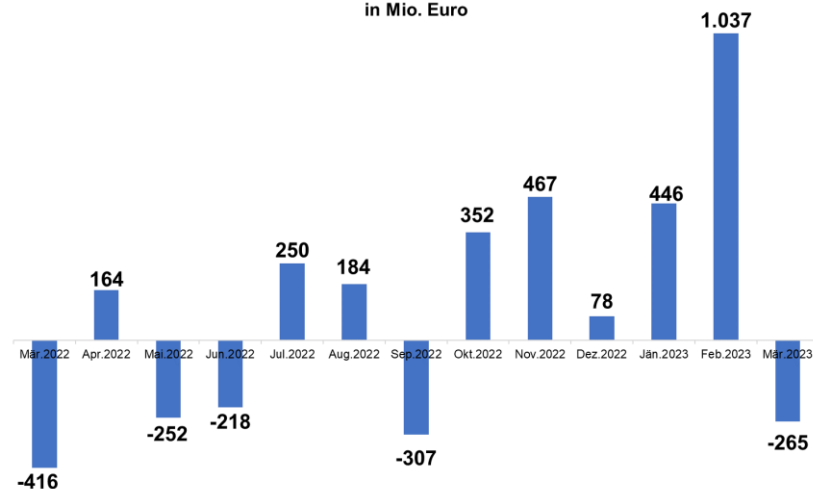
**NETTOMITTELVERÄNDERUNG SFDR ART8/ ART 9 Fonds**  
in Mrd. Euro



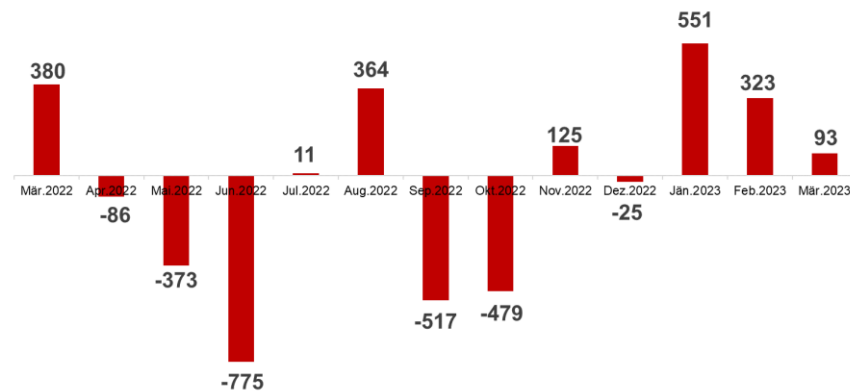
**NETTOMITTELVERÄNDERUNG GEMISCHTE FONDS**  
in Mio. Euro



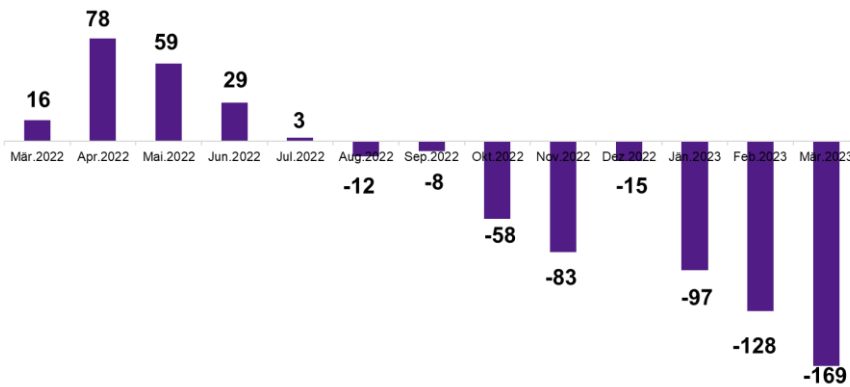
**NETTOMITTELVERÄNDERUNG AKTIEN FONDS**  
in Mio. Euro



**NETTOMITTELVERÄNDERUNG RENTEN FONDS**  
in Mio. Euro



**NETTOMITTELVERÄNDERUNG IMMOFONDS**  
in Mio. Euro



**1-Monats Performance in %**

