

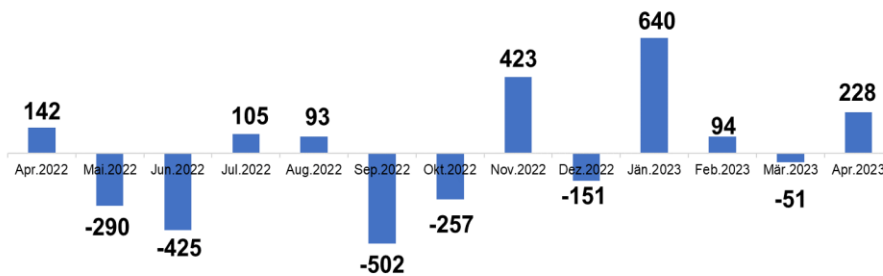
Fondsvolumen UCITS in Mrd. Euro

	Apr.2023	Dez.2022	%Δ
Aktienfonds	25,00	23,90	4,6%
Rentenfonds	31,35	30,61	2,4%
Gemischte Fonds	36,47	36,05	1,2%
Sonstige Fonds	0,19	0,20	-1,5%
Gesamt	93,01	90,76	2,5%

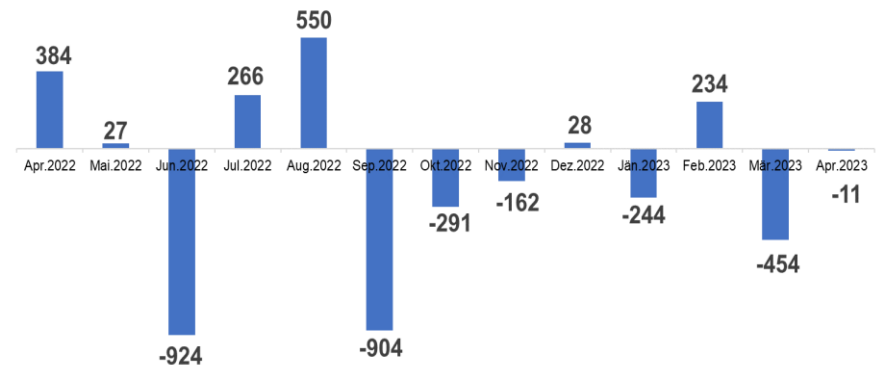
Fondsvolumen AIF in Mrd. Euro

	Apr.2023	Dez.2022	%Δ
Aktienfonds	13,09	12,53	4,5%
Rentenfonds	28,17	27,11	3,9%
Gemischte Fonds	57,26	57,15	0,2%
Immobilienfonds	10,57	11,01	-4,0%
Sonstige Fonds	0,15	0,15	-3,0%
Gesamt	109,23	107,95	1,2%

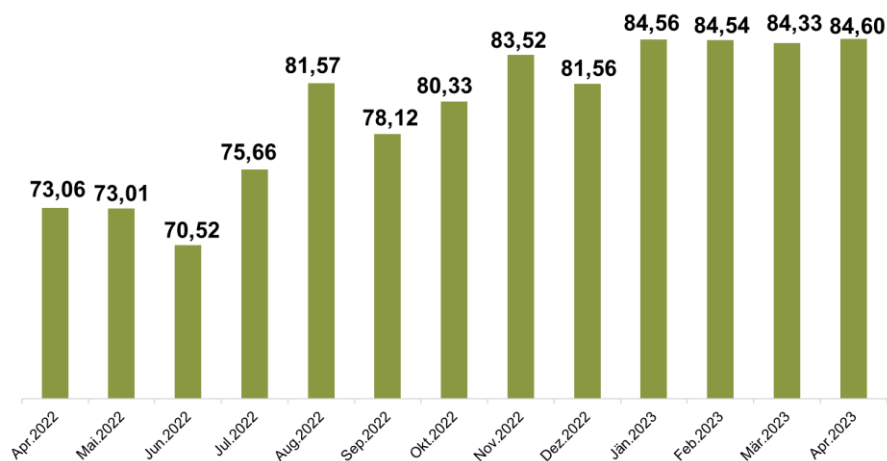
Nettomittelveränderung von UCITS Fonds
in Mio. Euro



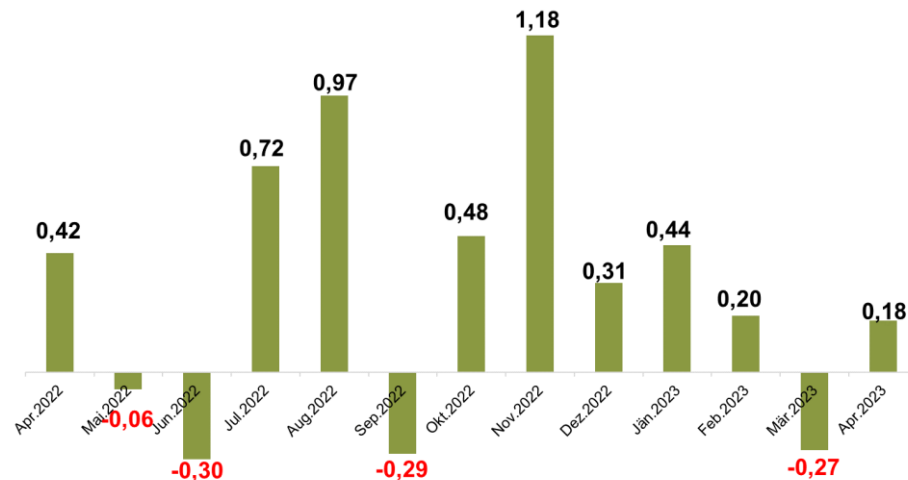
Nettomittelveränderung von AIF Fonds
in Mio. Euro



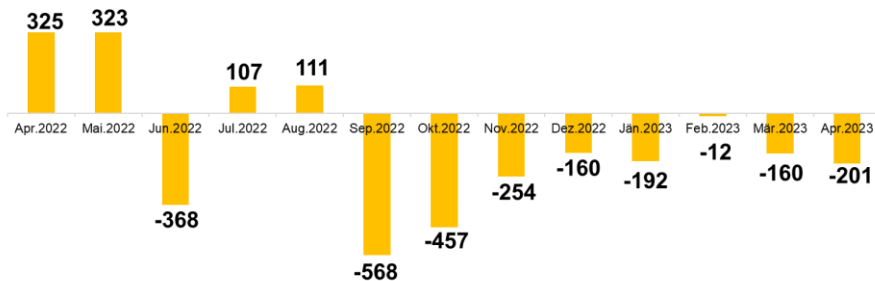
VOLUMEN SFDR ART 8/ART9 Fonds
in Mrd. Euro



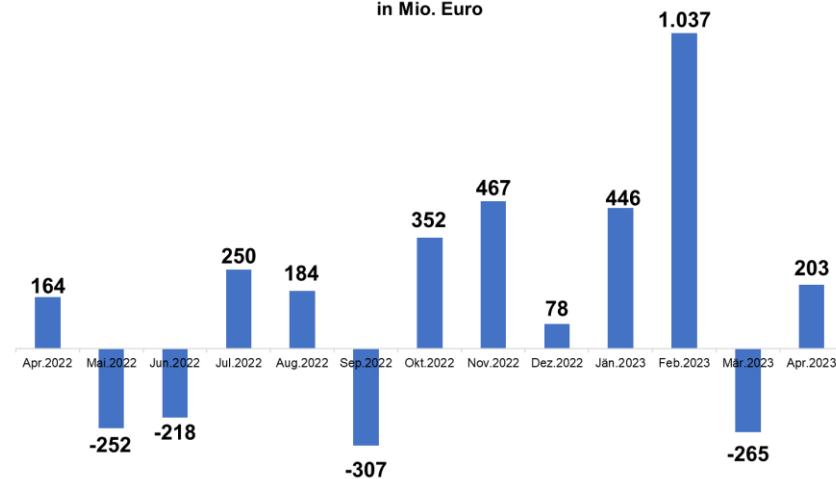
NETTOMITTELVERÄNDERUNG SFDR ART8/ ART 9 Fonds
in Mrd. Euro



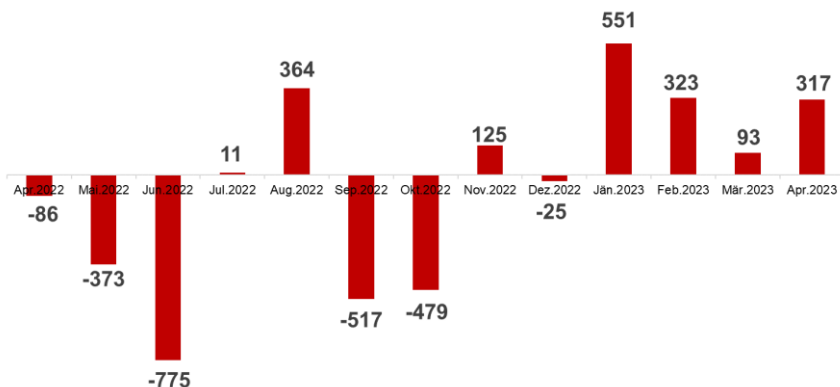
NETTOMITTELVERÄNDERUNG GEMISCHTE FONDS
in Mio. Euro



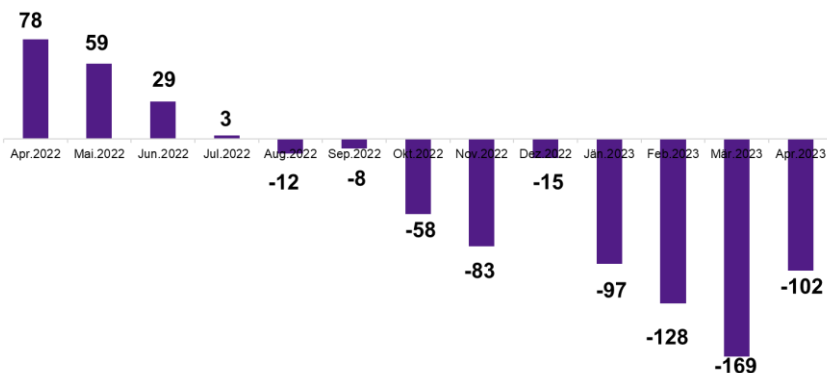
NETTOMITTELVERÄNDERUNG AKTIEN FONDS
in Mio. Euro



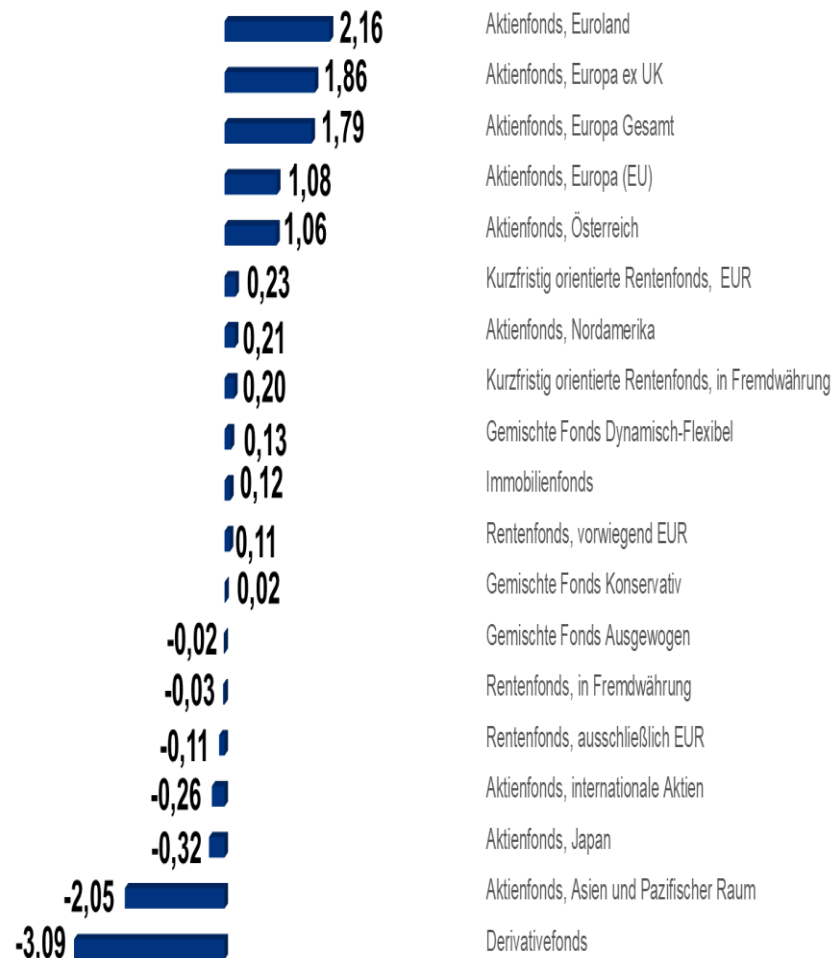
NETTOMITTELVERÄNDERUNG RENTEN FONDS
in Mio. Euro



NETTOMITTELVERÄNDERUNG IMMOFONDS
in Mio. Euro



1-Monats Performance in %



-5,00 -4,00 -3,00 -2,00 -1,00 0,00 1,00 2,00 3,00 4,00 5,00