

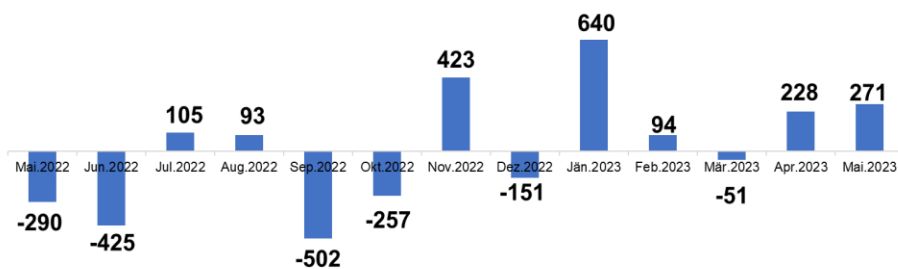
Fondsvolumen UCITS in Mrd. Euro

	Mai.2023	Dez.2022	%Δ
Aktienfonds	25,67	23,90	7,4%
Rentenfonds	31,70	30,61	3,6%
Gemischte Fonds	36,80	36,05	2,1%
Sonstige Fonds	0,18	0,20	-7,8%
Gesamt	94,35	90,76	4,0%

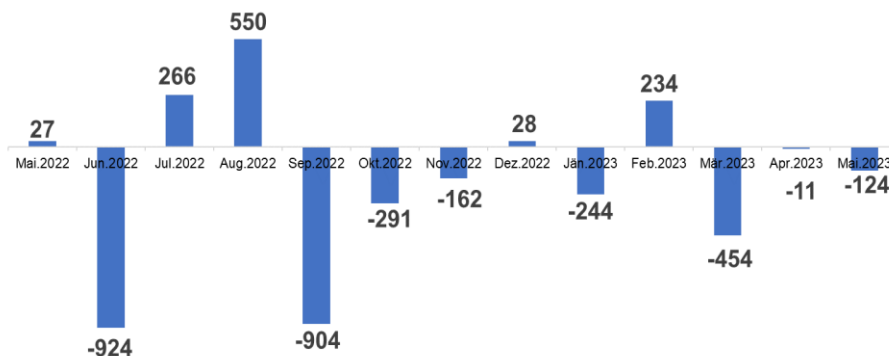
Fondsvolumen AIF in Mrd. Euro

	Mai.2023	Dez.2022	%Δ
Aktienfonds	13,24	12,53	5,7%
Rentenfonds	28,36	27,11	4,6%
Gemischte Fonds	57,66	57,15	0,9%
Immobilienfonds	10,44	11,01	-5,1%
Sonstige Fonds	0,15	0,15	-3,4%
Gesamt	109,85	107,95	1,8%

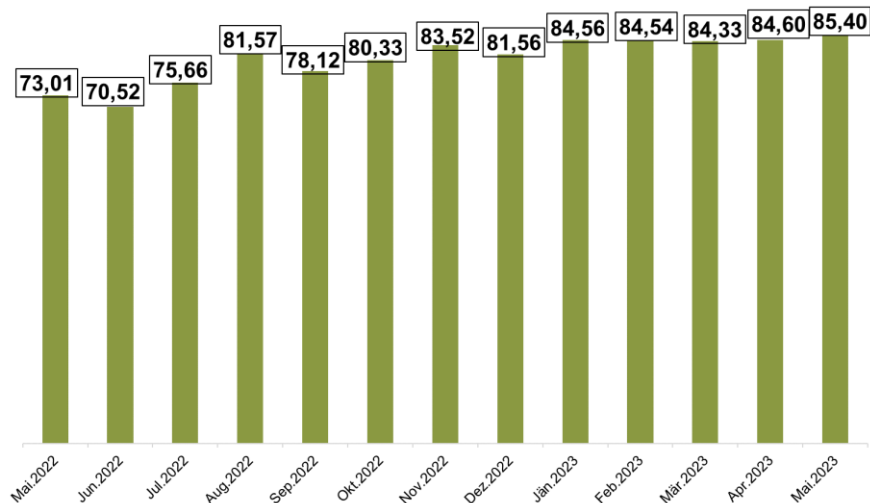
Nettomittelveränderung von UCITS Fonds
in Mio. Euro



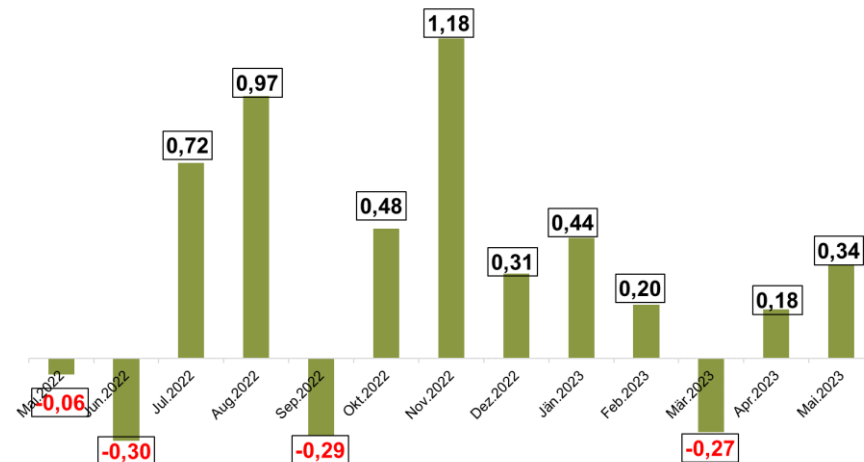
Nettomittelveränderung von AIF Fonds
in Mio. Euro



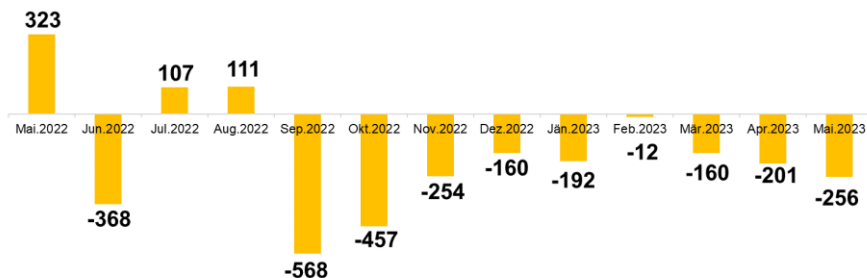
VOLUMEN SFDR ART 8/ART9 Fonds
in Mrd. Euro



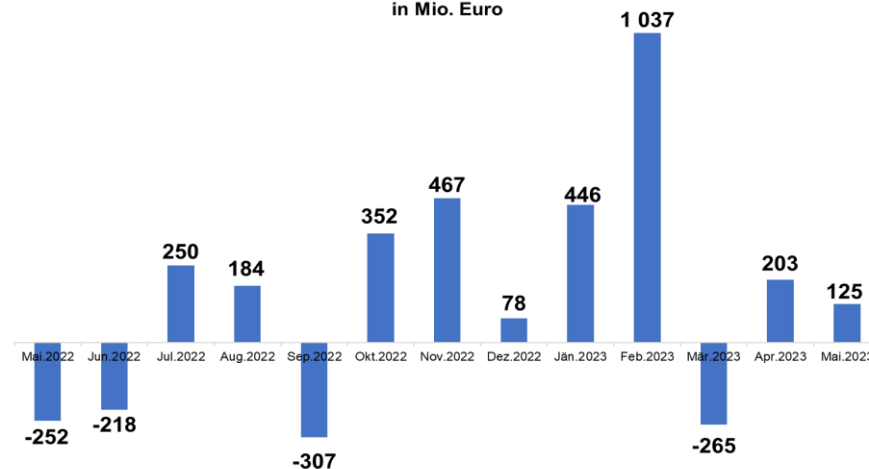
NETTOMITTELVERÄNDERUNG SFDR ART8/ ART 9 Fonds
in Mrd. Euro



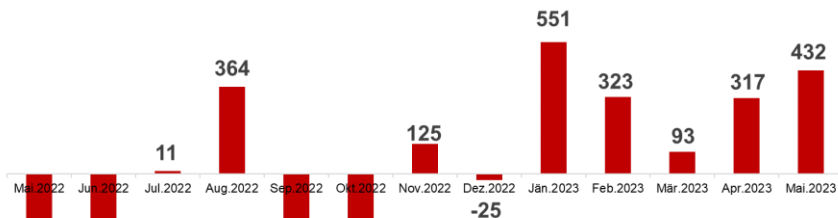
NETTOMITTELVERÄNDERUNG GEMISCHTE FONDS
in Mio. Euro



NETTOMITTELVERÄNDERUNG AKTIEN FONDS
in Mio. Euro



NETTOMITTELVERÄNDERUNG RENTEN FONDS
in Mio. Euro



NETTOMITTELVERÄNDERUNG IMMOFONDS
in Mio. Euro



1-Monats Performance in %

