

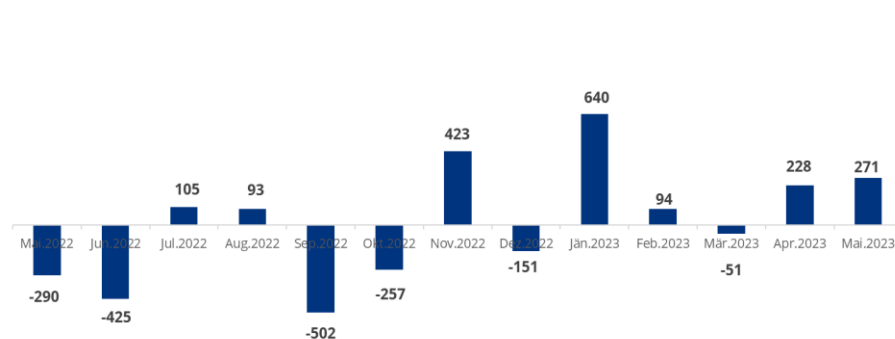
Fondsvolumen UCITS in Mrd. Euro

	Jun.2023	Dez.2022	%D
Aktienfonds	26,52	23,90	10,9%
Rentenfonds	31,78	30,61	3,8%
Gemischte Fonds	36,83	36,05	2,2%
Sonstige Fonds	0,18	0,20	-10,4%
Gesamt	95,30	90,76	5,0%

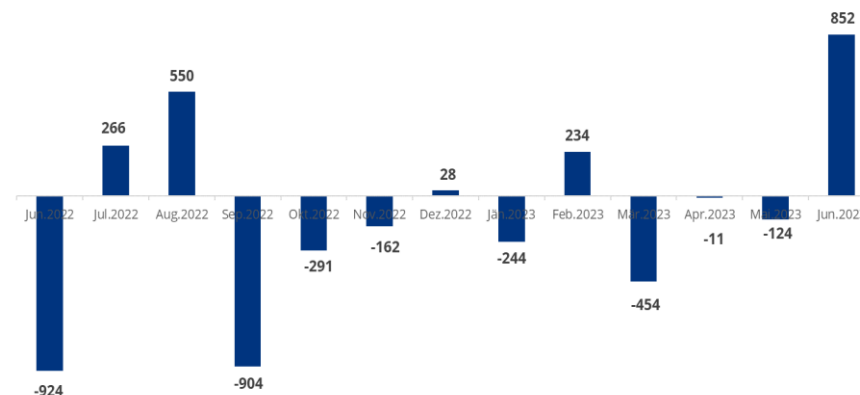
Fondsvolumen AIF in Mrd. Euro

	Jun.2023	Dez.2022	%D
Aktienfonds	13,74	12,53	9,7%
Rentenfonds	28,41	27,11	4,8%
Gemischte Fonds	58,17	57,15	1,8%
Immobilienfonds	10,33	11,01	-6,1%
Sonstige Fonds	0,14	0,15	-8,9%
Gesamt	110,79	107,95	2,6%

Nettomittelveränderung von UCITS Fonds
in Mio. Euro



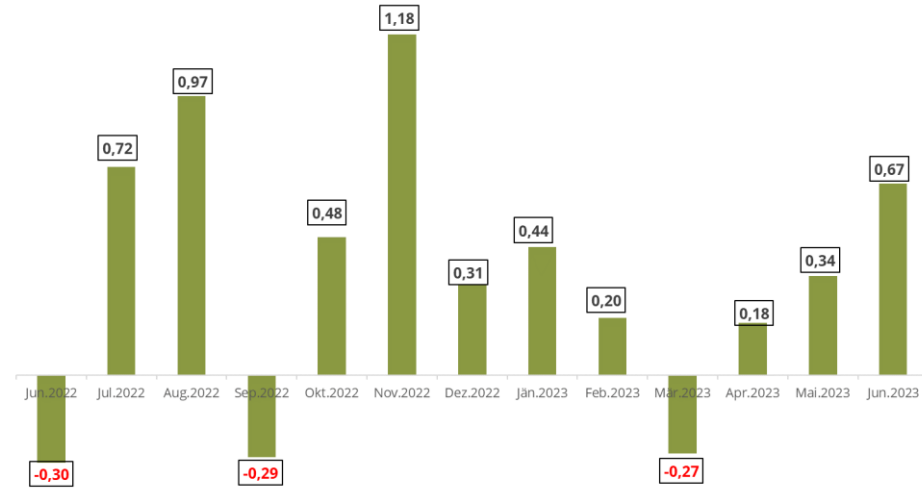
Nettomittelveränderung von AIF Fonds
in Mio. Euro



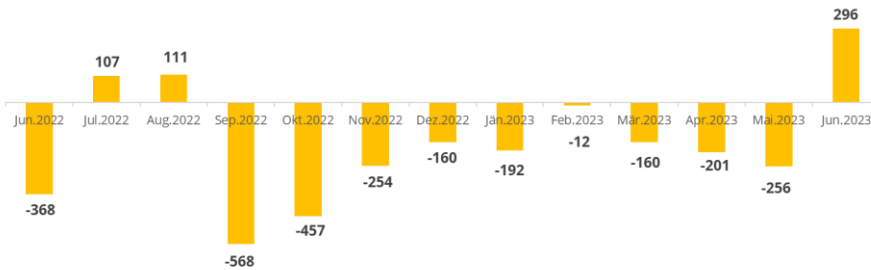
VOLUMEN SFDR ART 8/ART9 Fonds
in Mrd. Euro



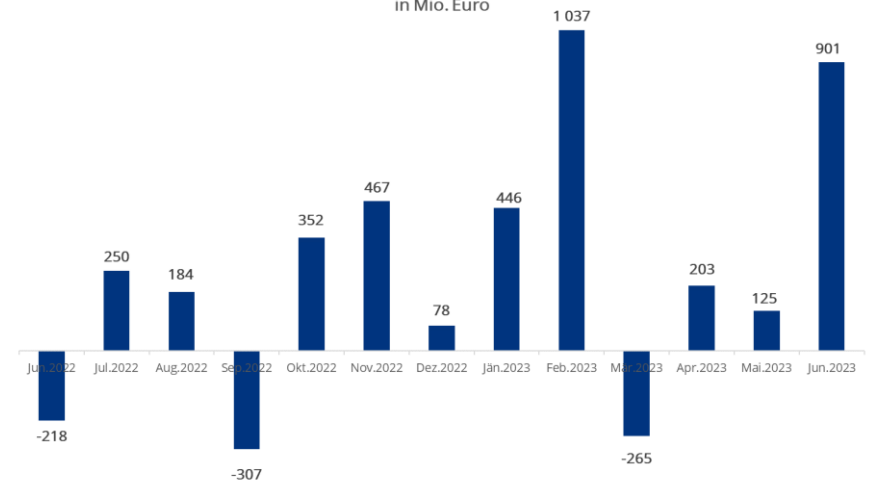
NETTOMITTELVERÄNDERUNG SFDR ART8/ ART 9 Fonds
in Mrd. Euro



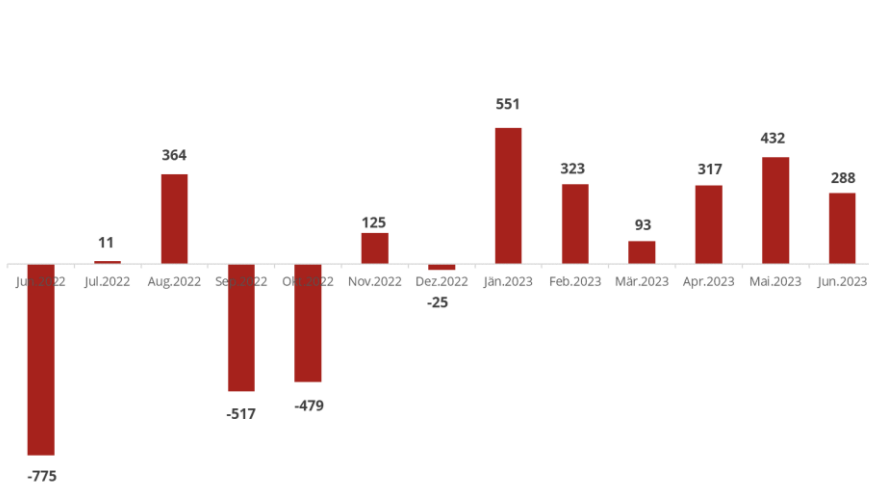
NETTOMITTELVERÄNDERUNG GEMISCHTE FONDS
in Mio. Euro



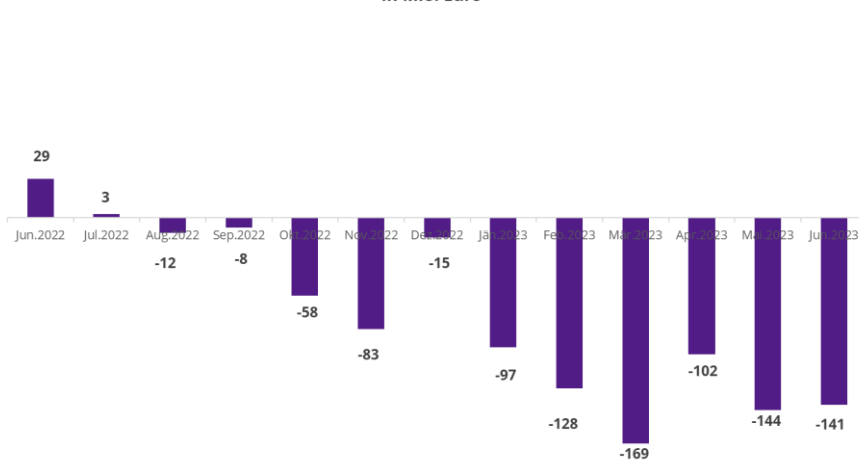
NETTOMITTELVERÄNDERUNG AKTIEN FONDS
in Mio. Euro



NETTOMITTELVERÄNDERUNG RENTEN FONDS
in Mio. Euro



NETTOMITTELVERÄNDERUNG IMMOFONDS
in Mio. Euro



1-Monats Performance in %

