

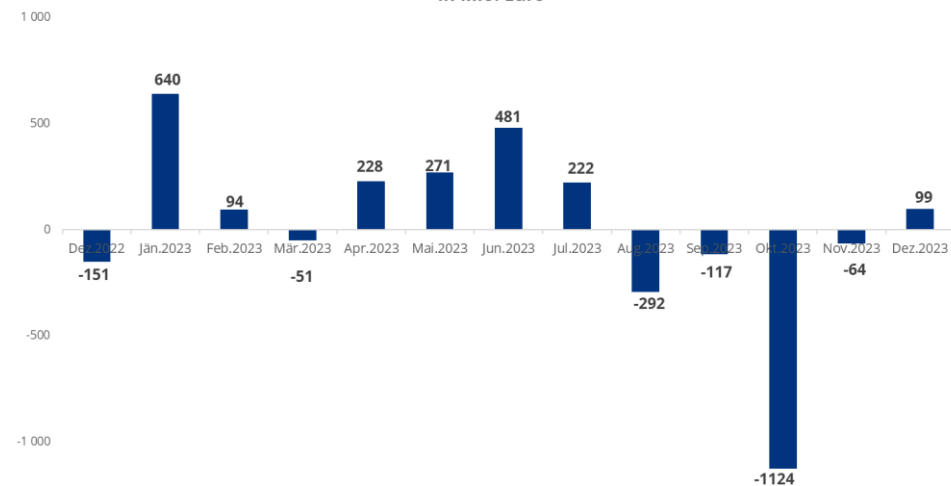
## Fondsvolumen UCITS in Mrd. Euro

	Dez.2023	Dez.2022	%D
Aktienfonds	27,35	23,90	14,4%
Rentenfonds	32,71	30,61	6,9%
Gemischte Fonds	37,40	36,05	3,8%
Sonstige Fonds	0,17	0,20	-11,7%
<b>Gesamt</b>	<b>97,64</b>	<b>90,76</b>	<b>7,6%</b>

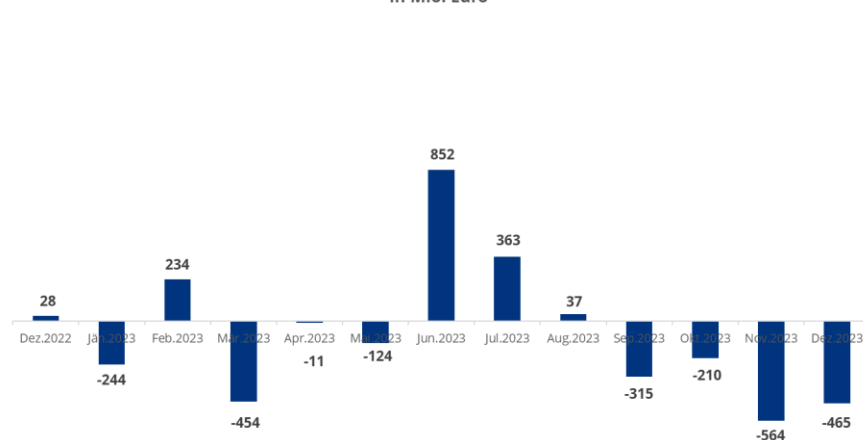
## Fondsvolumen AIF in Mrd. Euro

	Dez.2023	Dez.2022	%D
Aktienfonds	13,47	12,53	7,5%
Rentenfonds	30,34	27,11	11,9%
Gemischte Fonds	60,54	57,15	5,9%
Immobilienfonds	9,34	11,01	-15,2%
Sonstige Fonds	0,10	0,15	-31,1%
<b>Gesamt</b>	<b>113,79</b>	<b>107,95</b>	<b>5,4%</b>

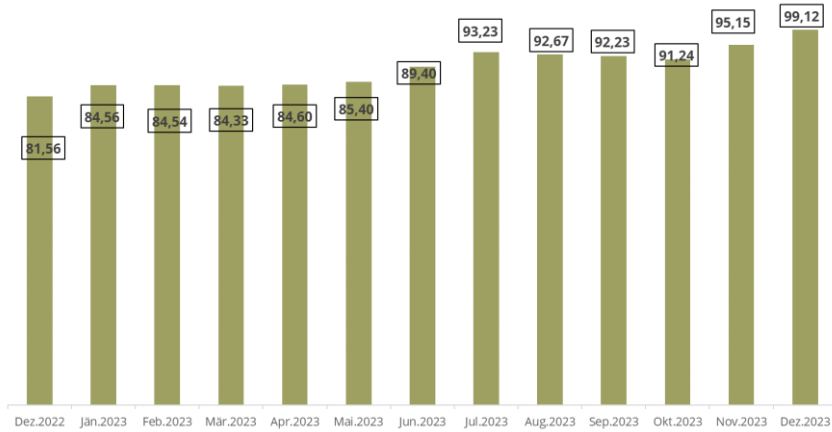
Nettomittelveränderung von UCITS Fonds  
in Mio. Euro



Nettomittelveränderung von AIF Fonds  
in Mio. Euro



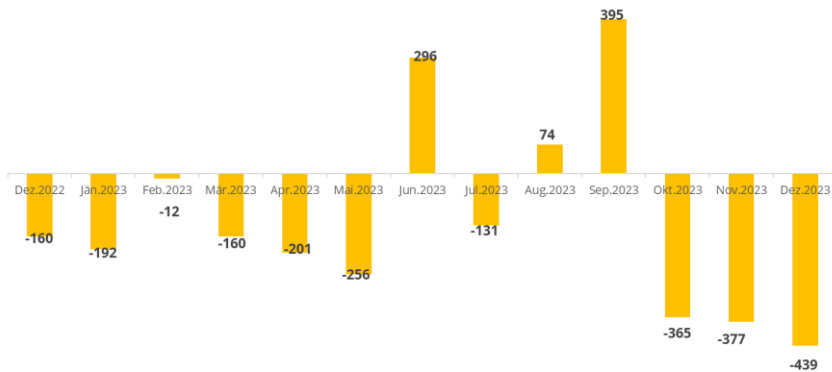
VOLUMEN SFDR ART 8/ART9 Fonds  
in Mrd. Euro



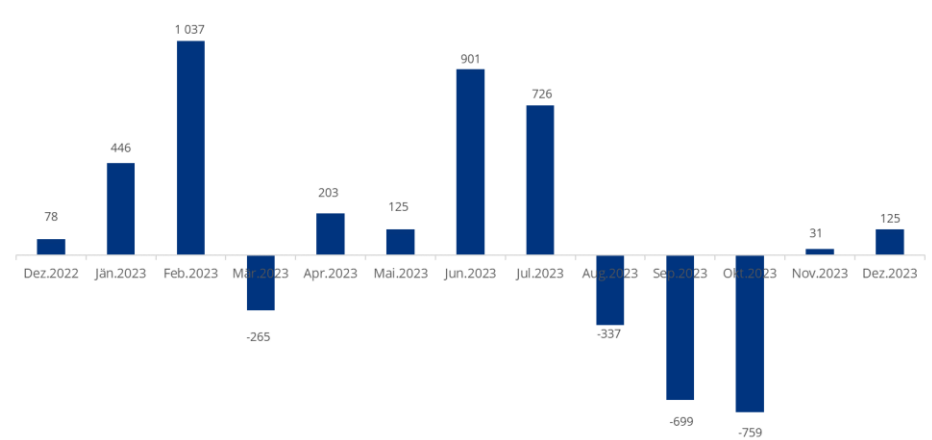
NETTOMITTELVERÄNDERUNG SFDR ART8/ ART 9 Fonds  
in Mrd. Euro



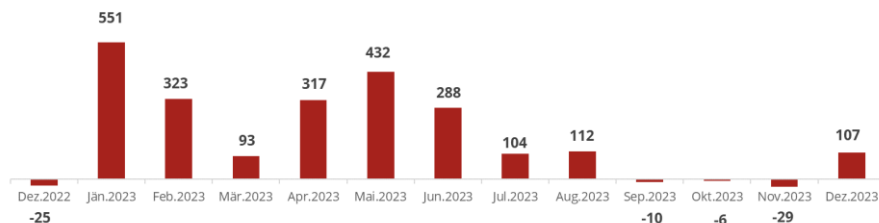
NETTOMITTELVERÄNDERUNG GEMISCHTE FONDS  
in Mio. Euro



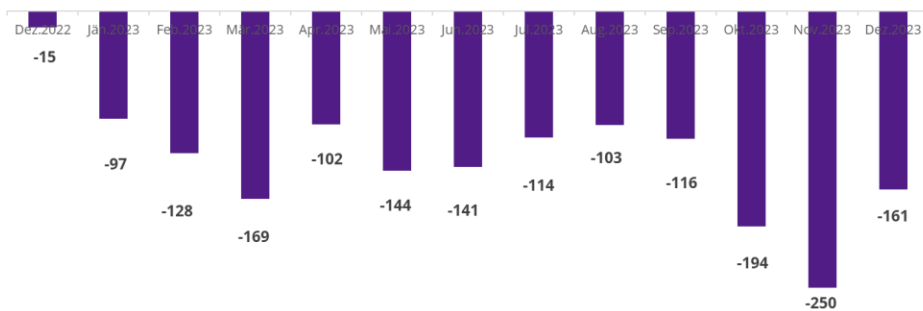
NETTOMITTELVERÄNDERUNG AKTIEN FONDS  
in Mio. Euro



**NETTOMITTELVERÄNDERUNG RENTEN FONDS**  
in Mio. Euro



**NETTOMITTELVERÄNDERUNG IMMOFONDS**  
in Mio. Euro



1-Monats Performance in %

