

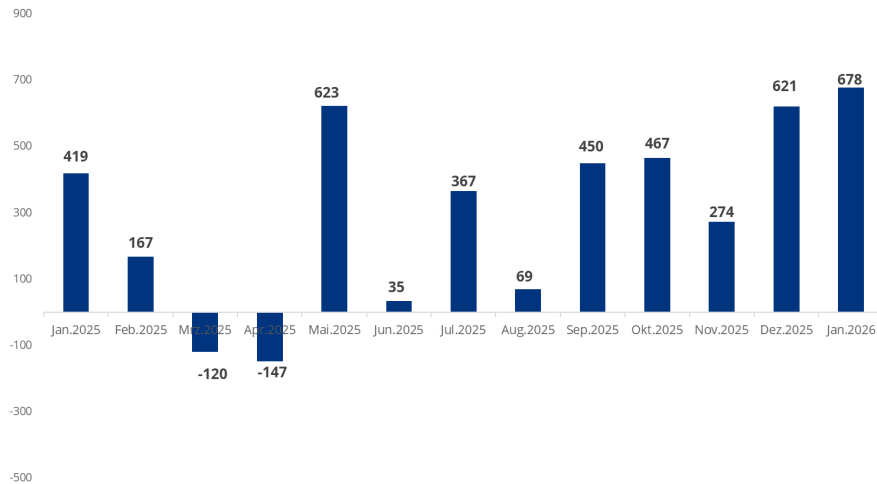
Fondsvolumen UCITS in Mrd. Euro

	Jan.2026	Dez.2025	%Δ
Aktienfonds	36,00	34,93	3,1%
Rentenfonds	37,29	36,94	1,0%
Gemischte Fonds	42,26	41,48	1,9%
Sonstige Fonds	0,19	0,18	5,0%
Gesamt	115,75	113,52	2,0%

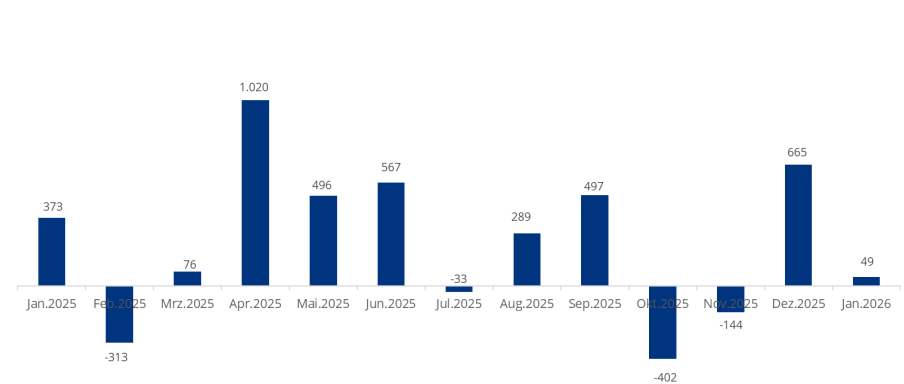
Fondsvolumen AIF in Mrd. Euro

	Jan.2026	Dez.2025	%Δ
Aktienfonds	19,98	19,74	1,2%
Rentenfonds	35,28	35,11	0,5%
Gemischte Fonds	69,13	68,03	1,6%
Immobilienfonds	6,71	6,79	-1,1%
Sonstige Fonds	0,08	0,08	-0,9%
Gesamt	131,19	129,74	1,1%

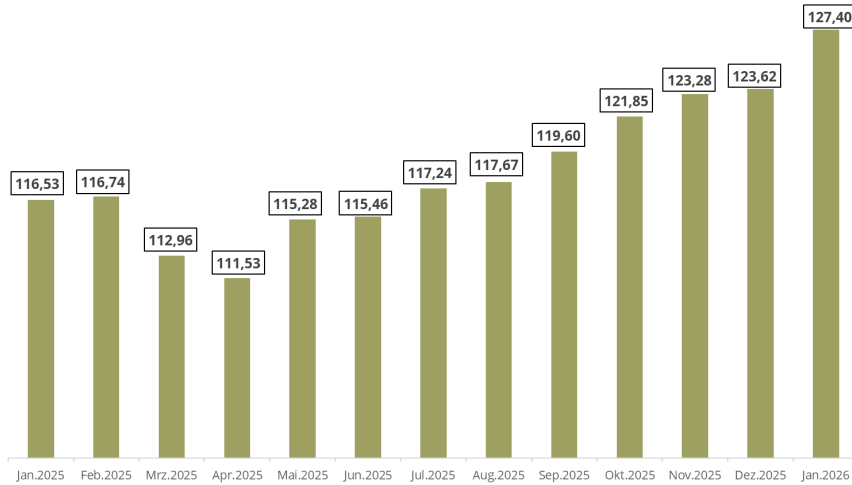
Nettomittelveränderung von UCITS Fonds
in Mio. Euro



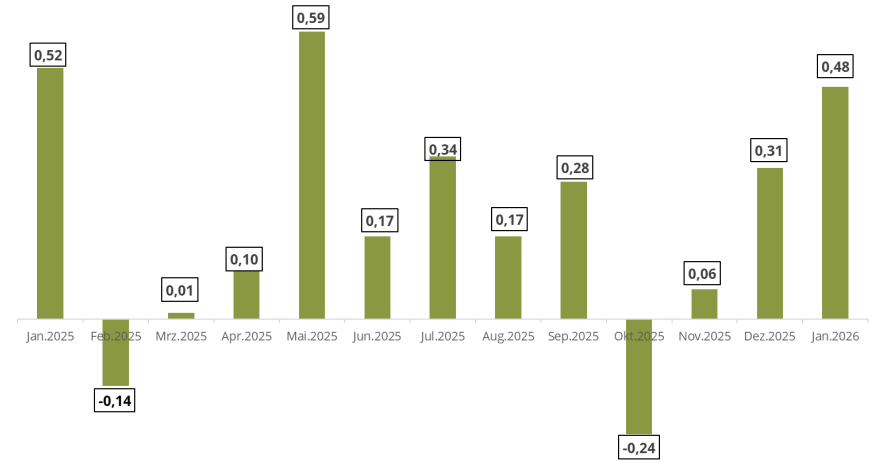
Nettomittelveränderung von AIF Fonds
in Mio. Euro



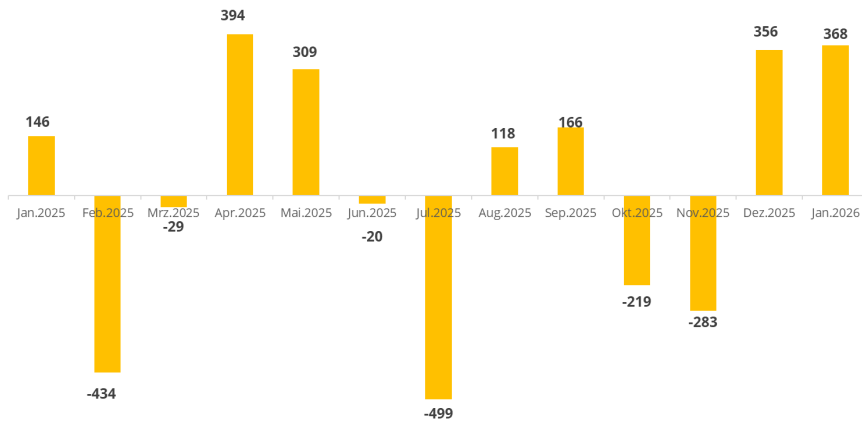
VOLUMEN SFDR ART 8/ART9 Fonds
in Mrd. Euro



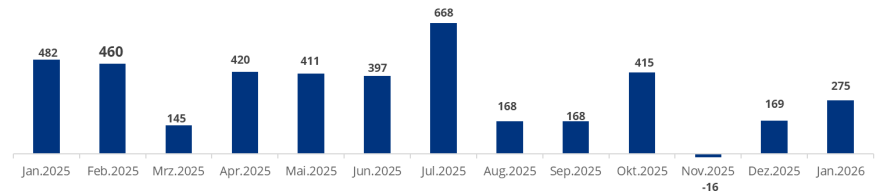
NETTOMITTELVERÄNDERUNG SFDR ART8/ ART 9 Fonds
in Mrd. Euro



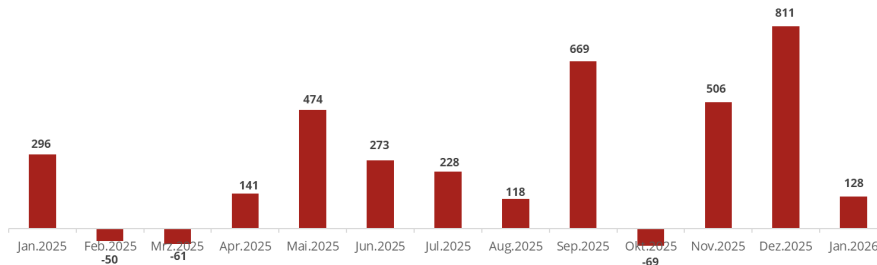
NETTOMITTELVERÄNDERUNG GEMISCHTE FONDS
in Mio. Euro



NETTOMITTELVERÄNDERUNG AKTIEN FONDS
in Mio. Euro



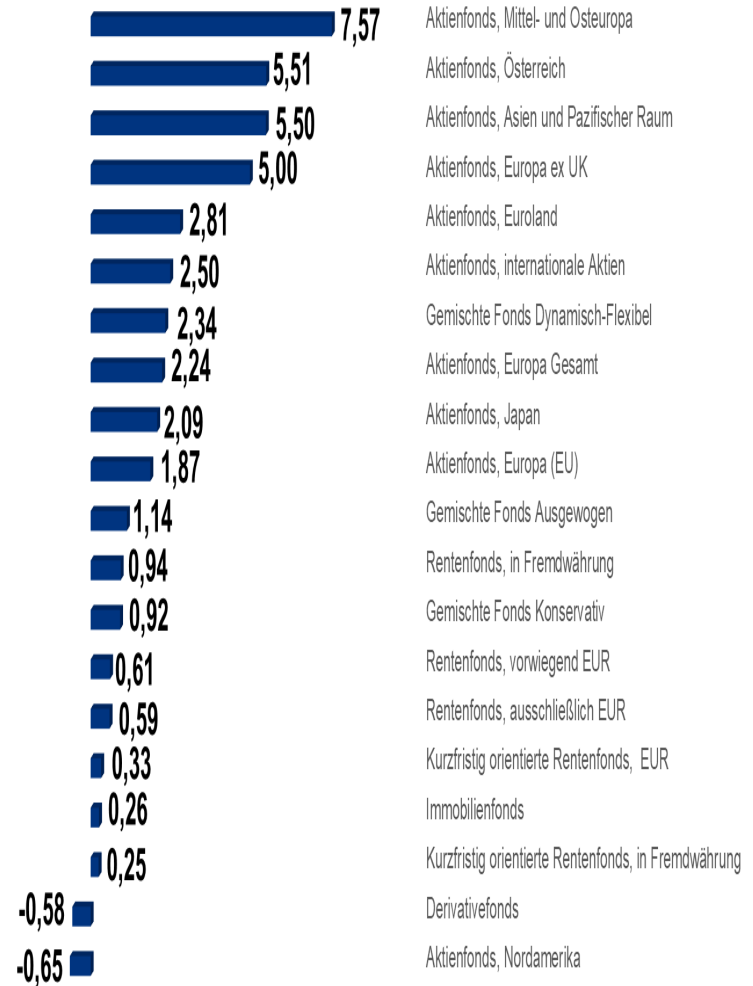
NETTOMITTELVERÄNDERUNG RENTEN FONDS
in Mio. Euro



NETTOMITTELVERÄNDERUNG IMMOFONDS
in Mio. Euro



1-Monats Performance in %



-4,00 -2,00 0,00 2,00 4,00 6,00 8,00 10,00